

QUARTERLY PHYSICAL REPORT OF OPERATIONS

As of June 30, 2016

Department : Department of Labor and Employment
 Agency : Office of the Secretary
 Operating Unit : Cordillera Administrative Region
 Organization Code (UACS) : 1600 103 000 14

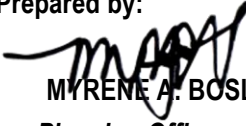
Particulars 1	UACS CODE 2	Physical Targets				Physical Accomplishments					Variance as of June 30, 2016 13	Remarks 14		
		1st Quarter	2nd Quarter	3rd Quarter	4th Quarter	TOTAL	1st Quarter	2nd Quarter	3rd Quarter	4th Quarter			Total	
		3	4	5	6	7=3+4+5+6	8	9	10	11			12=(8+9+10+11)	
Part A														
I. OPERATIONS														
MFO 1 : LABOR POLICY SERVICES														
1.1	No. of policies updated, issued and disseminated													
1.2	Percentage of stakeholders that rate policies as satisfactory and better													
1.3	Percentage of policies that are updated, issued and disseminated in the last three (3) years													
MFO 2 : EMPLOYMENT FACILITATION AND CAPACITY BUILDING SERVICES														
A Employment Facilitation														
a2.1	No. of qualified persons referred for placement	17,244	34,488	21,555	12,932	86,219	32,031	36,348			68,379	17,840		
a2.2	Percentage of jobseekers placed for employment													
a2.3	No. of individuals reached through Labor Market Information (LMI)	29,667	29,667	29,667	9,889	98,890	28,408	40,468			68,876	30,014		
a2.4	Percentage of individuals who rate the services provided as satisfactory and better	70%	70%	70%	70%	70%	85%	93%						
a2.5	Percentage of individuals provided services within the prescribed process cycle time	100%	100%	100%	100%	100%	100%	100%						
B Capacity Building Services														
b2.1	No. of beneficiaries provided with livelihood assistance													
	<i>DILP (Regular)</i>	1,695	1,695	1,392	1,272	6,054	2,396				2,396	3,658		


Particulars 1	UACS CODE 2	Physical Targets				Physical Accomplishments						Variance as of June 30, 2016 13	Remarks 14	
		1st Quarter	2nd Quarter	3rd Quarter	4th Quarter	TOTAL	1st Quarter	2nd Quarter	3rd Quarter	4th Quarter	Total			
		3	4	5	6	7=3+4+5+6	8	9	10	11	12=(8+9+10 +11)			
<i>Individual</i>														
<i>Group</i>		1,695	1,695	1,392	1,272	6,054	2,396				2,396	3,658		
<i>DILP (BUB)</i>		1,032	844	460	235	2,571	153	900			1,053	1,518		
<i>Individual</i>														
<i>Group</i>		1,032	844	460	235	2,571	153	900			1,053	1,518		
b2.2														
b2.2														
b2.3			10%	10%	10%	10%							To be determined at the last quarter	
b2.4														
<i>Regular</i>			1,889	6,612	945	9,446	201	7,140			7,341			
<i>BUB</i>														
b2.5			5-10%	5-10%	5-10%	5-10%							To be determined at the 2nd semester	
b2.6			70%	70%	70%	70%		100%						
b2.7			100%	100%	100%	100%		100%						
MFO 3 : LABOR FORCE WELFARE SERVICES														
3.1														
- <i>OFWs provided welfare services</i>														
- <i>No. of workers/employers/ students reached through labor and employment education program (Enhanced Labor Education Program)</i>		4,325	4,325	4,325	1,442	14,417	5,709	4,147			9,856	4,561		
- <i>No. of union members/officers granted training (WODP)</i>			88	87		175	50	182			232	-57		
- <i>Workers provided FWP Welfare Services</i>		2,437	2,437	2,437	2,437	9,748	3,896	1,950			5,846	3,902		
- <i>Workers in the informal sector facilitated enrollment to govt various social security schemes</i>		1,695	1,695	1,392	1,271	6,053	2,396				2,396	3,657		
- <i>Children prevented from worst forms of child labor</i>														
- <i>Workers provided services under Social Amelioration Program</i>														
- <i>OFWs provided with reintegration assistance - Pagpapayo</i>														
<i>Regular</i>														


Particulars 1	UACS CODE 2	Physical Targets				Physical Accomplishments						Variance as of June 30, 2016 13	Remarks 14	
		1st Quarter	2nd Quarter	3rd Quarter	4th Quarter	TOTAL	1st Quarter	2nd Quarter	3rd Quarter	4th Quarter	Total			
		3	4	5	6	7=3+4+5+6	8	9	10	11	12=(8+9+10 +11)			
<i>BUB</i>														
3.2		70%	70%	70%	70%	70%	85%	85%						
3.3														
			100%	100%	100%	100%								
3.4														
MFO 4 : EMPLOYMENT REGULATION SERVICES														
4.1		435	869	869		2,173	557	779			1,336	837		
4.2		100%	100%	100%	100%		4,663	11,453			16,116			
4.3		73%	73%	73%	73%		92%	81%						
4.4		100%	100%	100%	100%		100%	100%						
4.5								100%						
4.6		77%	77%	77%	77%		80%	91%						
4.5														
		100%	100%	100%	100%		100%	100%						
		100%	100%	100%	100%		100%	100%						
		100%	100%	100%	100%		No applications received							

Particulars	UACS CODE	Physical Targets				Physical Accomplishments						Variance as of June 30, 2016	Remarks
		1st Quarter	2nd Quarter	3rd Quarter	4th Quarter	TOTAL	1st Quarter	2nd Quarter	3rd Quarter	4th Quarter	Total		
		3	4	5	6	7=3+4+5+6	8	9	10	11	12=(8+9+10+11)		
- Compliance with the prescribed cycle time in the issuance of Certificate of Registration of Worker's Organization (1 working day upon receipt of complete documents and payment of registration fee)		100%	100%	100%	100%		100%	100%					
- Compliance with the prescribed cycle time in the issuance of Certificate of CBA Registration (1 working day upon receipt of complete documents and payment of registration fee)		100%	100%	100%	100%	No applications received							
- Compliance with the prescribed cycle time in the issuance of Certificate that the Company has No Pending Case (maximum of 3 working day upon receipt of complete documents)		100%	100%	100%	100%		100%	100%					
- Compliance with the prescribed cycle time in the issuance of Private Recruitment and Placement Agency (PRPA) license (10 working day upon filing of application and payment of fees and bonds)		100%	100%	100%	100%	No applications received							
- Compliance with the prescribed cycle time in the issuance of authority to Operate Branch Office (10 working day upon filing of application and payment of fees and bonds)		100%	100%	100%	100%	No applications received							
- Compliance with the prescribed cycle time in the issuance of authority to recruit (1 working day after filing of application and payment of fees and bonds)		100%	100%	100%	100%	No applications received							
- Compliance with the prescribed cycle time in the issuance of Job Fair clearance (5 working day after receipt of documents) Note: different from Job Fair permit		100%	100%	100%	100%		100%	100%					
- Compliance with the prescribed cycle time in the issuance of Alien Employment Permits (AEPs) (3 working days or 24 hours after publication if filed at Regional Office; 5 working days if filed at Filed Office)		100%	100%	100%	100%		100%	100%					
- Compliance with the prescribed cycle time in the issuance of Working Child (WCP) (8 hours from receipt of documents and payments)		100%	100%	100%	100%		100%	100%					
Part B													
Other Major Programs and Projects monitored by the President through PMS													
1. Career Guidance Advocacy Program													
Capacity-building activities conducted covering at least 50% of the total number of 2014 membership of Networks of Career Guidance Advocates of the Philippines (NCGAPs) in the region.													

Particulars 1	UACS CODE 2	Physical Targets				Physical Accomplishments					Variance as of June 30, 2016 13	Remarks 14	
		1st Quarter	2nd Quarter	3rd Quarter	4th Quarter	TOTAL	1st Quarter	2nd Quarter	3rd Quarter	4th Quarter			Total
		3	4	5	6	7=3+4+5+6	8	9	10	11			12=(8+9+10 +11)
Career Guidance and Employment Coaching (CGEC) Activities conducted in at least 10% of the total number of public education and training institutions (public high schools, TESDA Training Institutions and State Universities and Colleges) in the region													
2. Strengthening the Labor Market Information													
No. of individuals reached		29,667	29,667	29,667	9,889	98,890	28,408	40,468			68,876	142	
No. of insitutions reached		178	178	178	58	592	194	256			450	0	
3. Rehabilitation and Reconstruction Effort for Yolanda													
- No. of beneficiaries													
4. Government Internship Program (GIP)													
- No. of beneficiaries		1,177					1,177				1,177	0	
5. Special Project: TUPAD (Special Project Fund)													
- - No. of beneficiaries		1,977					2,384	374			2,758	-781	
6. Industry Self-Regulation (Voluntary Code of Good Practices)													
- Increase in number of ITCs in industries reached by labor education													
- Percentage increase in Industry Councils adopting VGCPs													

Prepared by:

 MYRENE A. BOSLENG
 Planning Officer
 Date: July 8, 2016

In coordination with:

 GRACELYN W. BARTON
 Budget Officer
 Date: July 8, 2016

Approved by:

 NATHANIEL V. LACAMBRA
 Agency Head
 Date: July 8, 2016

