




1. Number of establishments assessed (LLCS)		475	475	475		1,346	555	961					
2. Number of beneficiaries/workers served		1358	1433	1361		428,297							
3. Disposition rate of cases handled, including requests for assistance						100%	100%						
OO : Social protection for vulnerable workers strengthened													
WORKERS PROTECTION AND WELFARE PROGRAM	3.301E+14												
Outcome Indicators													
1. Percentage of livelihood projects still operational after two (2) years of grant						10%							
2. Percentage of OFW labor cases resolved						88%							
Output Indicators													
1. Number of beneficiaries provided with livelihood assistance		312	312	312		49,887	199	846	256				
2. Number of beneficiaries served		2029	2029	2029		1,013,944	199						
3. Percentage of individuals provided services within the prescribed process cycle time (PCT)						100%	100%						

Prepared By: 
MYRENE A. BOSLENG

In coordination with: 
GRACELYN W. BARTON

Approved By: 
EXEQUIEL RONIE A. GUZMAN
 Agency Head/Department Secretary

Planning Services Head/Planning Officer
 Date:

Financial Services Head/Budget Officer
 Date: Date: