



Program Budgeting:	54,404	312	54,092	3,948	3,949	3,947	11,844	5,101	5,103	7,593	17,797	10,126	4,447	4,446	19,019	1,810	1,811	1,811	5,432	54,092	
Community Based Employment Program (convergent program)																					
- Workers provided with various livelihood assistance/services (DILP)	43,776	279	43,497	3,895	3,896	3,894	11,685	5,049	5,051	5,051	15,151	3,897	3,896	3,895	11,688	1,657	1,658	1,658	4,973	43,497	
- No. of beneficiaries under SPES	10,628	33	10,595	53	53	53	159	52	52	2,542	2,646	6,229	551	551	7,331	153	153	153	459	10,595	
Other Major Programs and Projects and monitored by the President through PMS																					
Career Guidance Advocacy (convergent program)																					
- No. capacity building provided for employment service providers																					
- Participants covered																					
Strengthening the Labor Market Information (convergent program)																					
- LMI published within one month after the reference quarter																					
- xx																					

Footnote: No tax was estimated for Subsidies under MOOE since these are assistance given in full to student-beneficiaries of SPES and livelihood beneficiaries through Accredited Co-Partners (ACPs) for the implementation of DOLE Integrated Livelihood program.



Prepared By:


GRACELYN W. BARTON
 Budget Officer
 Date: November 28, 2013

Prepared By:


GENELYN G. CAHID
 Accountant *
 Date: November 28, 2013

Approved By:


HENRY JOHN S. JALBUENA
 Regional Director
 Date: November 28, 2013 

FY 2014 MONTHLY DISBURSEMENT PROGRAM

(In Thousand Pesos)

BED No. 3

Department	:	Department of Labor and Employment
Agency	:	Office of the Secretary
Operating Unit	:	REGION CAR
Organization Code (UACS)		

PARTICULARS	UACS CODE	TOTAL PROGRAM	TAX REM. ADVISE (TRA)	PROGRAM, NET OF TRA	FULL YEAR REQUIREMENT																	
					QUARTER 1				QUARTER 2				QUARTER 3				QUARTER 4				FULL YEAR	
					JAN	FEB	MAR	TOTAL	APR	MAY	JUNE	TOTAL	JULY	AUG	SEPT	TOTAL	OCT	NOV	DEC	TOTAL	TOTAL	
1	2	3	4	5	6	7	8	9=6+7+8	10	11	12	3=10+11+12	14	15	16	7=14+15+16	18	19	20	21=18+19+20	22	
PART A																						
I. NOTICE OF CASH ALLOCATION																						
A. Fiscal Year's (FY) Budget																						
General Administration																						
Personal Services																						
Total Salaries of Permanent Positions		17,296	865	16,431	1,369	1,369	1,369	4,107	1,370	1,369	1,369	4,108	1,370	1,369	1,370	4,109	1,370	1,367	1,370	4,107	16,431	
Other Compensation:																						
Personnel Economic Relief Allowance		1,152		1,152	96	96	96	288	96	96	96	288	96	96	96	288	96	96	96	288	1,152	
Representation Allowance		450		450	37	37	38	112	37	38	38	113	37	37	38	112	37	38	38	113	450	
Transportation Allowance		450		450	38	38	37	113	38	37	37	112	38	38	37	113	38	37	37	112	450	
Clothing Allowance		240		240				-	240			240				-				-	240	
Productivity Incentive Benefits		96		96			96	96				-			-					-	96	
Overseas Allowances		-		-				-				-			-					-	-	
Bonus		1,441		1,441				-	720			720			-		721			721	1,441	
Cash Gift		240		240				-	120			120			-		120			120	240	
Step Increments for Length of Service		43		43	3	3	3	9	3	3	4	10	4	4	4	12	4	4	4	12	43	
Total Other Compensation		4,112	-	4,112	174	174	270	618	414	1,014	175	1,603	175	175	175	525	175	1,016	175	1,366	4,112	
Fixed Personnel Expenditures:																						
Retirement and Life Insurance Premiums		2,076		2,076	173	173	173	519	173	173	173	519	173	173	173	519	173	173	173	519	2,076	
Pag-I.B.I.G Premiums		58		58	4	4	5	13	5	5	5	15	5	5	5	15	5	5	5	15	58	
Phil-Health Contributions		160		160	13	13	13	39	13	13	13	39	13	13	14	40	14	14	14	42	160	
Employees Compensation and Insurance Premiums		58		58	4	4	5	13	5	5	5	15	5	5	5	15	5	5	5	15	58	
Total Fixed Personnel Expenditures		2,352	-	2,352	194	194	196	584	196	196	196	588	196	196	197	589	197	197	197	591	2,352	
TOTAL, PERSONAL SERVICES		23,760	865	22,895	1,737	1,737	1,835	5,309	1,980	2,579	1,740	6,299	1,741	1,740	1,742	5,223	1,742	2,580	1,742	6,064	22,895	
MAINTENANCE AND OTHER OPERATING EXPENSES (MOOE)																						
Traveling Expenses -		100		100	8	8	9	25	8	8	9	25	8	8	9	25	8	8	9	25	100	
TEV		-		-				-				-			-					-	-	
Traveling		100		100	8	8	9	25	8	8	9	25	8	8	9	25	8	8	9	25	100	
Traveling Expenses - Foreign		-		-				-				-			-					-	-	
Training and Seminar Expenses		30		30	3	3	2	8	3	3	2	8	3	2	2	7	3	2	2	7	30	
Scholarship Grants/Expenses		-		-				-				-			-					-	-	

FY 2014 MONTHLY DISBURSEMENT PROGRAM

(In Thousand Pesos)

BED No. 3

Department	:	Department of Labor and Employment
Agency	:	Office of the Secretary
Operating Unit	:	REGION CAR
Organization Code (UACS)		

PARTICULARS	UACS CODE	TOTAL PROGRAM	TAX REM. ADVISE (TRA)	PROGRAM, NET OF TRA	FULL YEAR REQUIREMENT																
					QUARTER 1				QUARTER 2				QUARTER 3				QUARTER 4				FULL YEAR
					JAN	FEB	MAR	TOTAL	APR	MAY	JUNE	TOTAL	JULY	AUG	SEPT	TOTAL	OCT	NOV	DEC	TOTAL	TOTAL
1	2	3	4	5	6	7	8	9=6+7+8	10	11	12	13=10+11+12	14	15	16	17=14+15+16	18	19	20	21=18+19+20	22
Office Supplies Expenses		136	7	129	10	11	12	33	10	11	11	32	10	11	10	31	10	11	12	33	129
Accountable Forms Expenses		17		17	2	1	1	4	2	1	1	4	2	2	1	5	2	1	1	4	17
Food Supplies Expenses		34		34	3	3	3	9	2	3	3	8	3	3	3	9	2	3	3	8	34
Drugs and Medicines Expenses		17		17	1	2	1	4	1	2	1	4	1	2	2	5	1	2	1	4	17
Fuel, Oil and Lubricants Expenses		102	5	97	8	8	8	24	9	8	8	25	7	8	9	24	8	8	8	24	97
Other Supplies and Materials Expenses		34		34	3	3	3	9	3	3	2	8	3	3	3	9	3	3	2	8	34
Water Expenses		80		80	7	7	6	20	7	7	6	20	7	7	6	20	7	7	6	20	80
Electricity Expenses		370	18	352	29	29	30	88	29	29	30	88	29	29	30	88	29	29	30	88	352
Postage and Courier Services		25		25	2	2	2	6	2	2	2	6	2	2	3	7	2	2	2	6	25
Mobile		50		50	4	4	4	12	4	4	5	13	4	4	4	12	4	4	5	13	50
Landline		100	5	95	8	7	8	23	8	8	8	24	8	8	8	24	8	8	8	24	95
Internet Subscription Expenses		50		50	4	4	4	12	4	4	4	12	5	4	4	13	5	4	4	13	50
Cable Satellite, Telegraph and Radio Expenses		25		25	2	2	2	6	2	2	2	6	2	2	2	6	2	3	2	7	25
Extraordinary and Miscellaneous Expenses		110		110	9	9	9	27	9	10	9	28	9	9	9	27	9	10	9	28	110
Auditing Services		-		-				-				-				-				-	
Consultancy Services		-		-				-				-				-				-	
Other Professional Services		150	15	135	11	11	12	34	12	11	12	35	12	11	10	33	11	11	11	33	135
Janitorial Services		150	15	135	11	12	11	34	11	12	12	35	11	11	11	33	11	11	11	33	135
Security Services		200	20	180	15	15	15	45	15	15	15	45	15	15	15	45	15	15	15	45	180
Repairs and Maintenance - Investment Property		-		-				-				-				-				-	
Communication Networks		-		-				-				-				-				-	
Buildings		83		83	7	6	7	20	7	7	7	21	7	7	7	21	7	7	7	21	83
Other Structures		10		10		1	1	2	1	1	1	3	1	1		2	1	1	1	3	10
Office Equipment		42		42	3	4	3	10	3	4	4	11	3	4	3	10	3	4	4	11	42
Information and Communication Technology Equipment		-		-				-				-				-				-	
Communication Equipment		-		-				-				-				-				-	
Printing Equipment		-		-				-				-				-				-	
Other Machinery and Equipment		-		-				-				-				-				-	
Motor Vehicles		41		41	4	3	3	10	4	3	3	10	4	3	4	11	4	3	3	10	41
Repair and Maintenance - Furniture and Fixtures		21		21	2	2	2	6	2	2	1	5	2	1	2	5	2	2	1	5	21
Building and Other Structures		-		-				-				-				-				-	
Building		-		-				-				-				-				-	
Other Property, Plant and Equipment		10		10	1	1	1	3	1	1		2	1	1	1	3	1	1		2	10
Subsidies - Others		-		-				-				-				-				-	
Taxes, Duties and Licences		81		81	7	7	7	21	7	6	7	20	7	7	6	20	7	6	7	20	81
Fidelity Bond Premiums		2		2	2			2				-				-				-	2
Insurance Expenses		82		82	7	7	7	21	7	6	7	20	7	7	7	21	7	6	7	20	82
Advertising Expenses		-		-				-				-				-				-	
Printing and Publication Expenses		-		-				-				-				-				-	
Representation Expenses		100	5	95	7	8	8	23	8	8	8	24	8	8	8	24	8	8	8	24	95

FY 2014 MONTHLY DISBURSEMENT PROGRAM

(In Thousand Pesos)

BED No. 3

Department	:	Department of Labor and Employment
Agency	:	Office of the Secretary
Operating Unit	:	REGION CAR
Organization Code (UACS)		

PARTICULARS	UACS CODE	TOTAL PROGRAM	TAX REM. ADVISE (TRA)	PROGRAM, NET OF TRA	FULL YEAR REQUIREMENT																	
					QUARTER 1				QUARTER 2				QUARTER 3				QUARTER 4				FULL YEAR	
					JAN	FEB	MAR	TOTAL	APR	MAY	JUNE	TOTAL	JULY	AUG	SEPT	TOTAL	OCT	NOV	DEC	TOTAL	TOTAL	
1	2	3	4	5	6	7	8	9=6+7+8	10	11	12	13=10+11+12	14	15	16	17=14+15+16	18	19	20	21=18+19+20	22	
Transportation and Delivery Expenses		-		-				-				-				-				-		
Rents - Building and Structures		-		-				-				-				-				-		
Rents - Motor Vehicles		-		-				-				-				-				-		
Rents - Equipment		470	47	423	35	35	35	105	35	35	36	106	35	35	36	106	35	35	36	106	423	
Membership Dues and Contributions to Organizations		-		-				-				-				-				-		
Subscription Expenses		12		12	1	1	1	3	1	1	1	3	1	1	1	3	1	1	1	3	12	
TOTAL, MOOE		2,734	137	2,597	216	216	217	649	217	217	217	651	217	216	216	649	216	216	216	648	2,597	
CAPITAL OUTLAY (CO)																						
Office Equipment		-		-				-				-				-				-		
Motor Vehicles		3,000	150	2,850			1,425	1,425	1,425			1,425				-				-		2,850
Furnitures, Fixtures and Office Equipment		-		-				-				-				-				-		
Information Technology (IT) Equipment Outlay		-		-				-				-				-				-		
TOTAL, CO		3,000	150	2,850	-	-	1,425	1,425	1,425	-	-	1,425	-	-	-	-	-	-	-	-	-	2,850
TOTAL, GENERAL ADMINISTRATION AND SUPPORT		29,494	1,152	28,342	1,953	1,953	3,477	7,383	3,622	2,796	1,957	8,375	1,958	1,956	1,958	5,872	1,958	2,796	1,958	6,712	28,342	
Operations																						
MFO 2 : Employment Facilitation and Capability																						
Building Services																						
a. Conduct of training, livelihood and enterprise development and other capacity building programs for students, youths and disabled workers and for the rural workers including programs for self-organization for plantation workers																						
WYC/KABATAAN/TULAY/SPES/WIN-AP																						
SRO/PRESEED																						
GIP/TUPAD																						
MAINTENANCE AND OTHER OPERATING EXPENSES (MOOE)																						
Traveling Expenses -		1,222		1,222	101	102	102	305	101	102	102	305	102	102	102	306	102	102	102	306	1,222	
TEV		-		-				-				-				-				-		
Traveling		1,222		1,222	101	102	102	305	101	102	102	305	102	102	102	306	102	102	102	306	1,222	
Traveling Expenses - Foreign		-		-				-				-				-				-		
Training and Seminar Expenses		1,284	124	1,160	97	97	97	291	97	97	97	291	97	97	96	290	96	96	96	288	1,160	
Scholarship Grants/Expenses		-		-				-				-				-				-		
Office Supplies Expenses		764	38	726	61	61	60	182	61	61	60	182	61	61	60	182	60	60	60	180	726	

FY 2014 MONTHLY DISBURSEMENT PROGRAM

(In Thousand Pesos)

BED No. 3

Department	:	Department of Labor and Employment
Agency	:	Office of the Secretary
Operating Unit	:	REGION CAR
Organization Code (UACS)		

PARTICULARS	UACS CODE	TOTAL PROGRAM	TAX REM. ADVISE (TRA)	PROGRAM, NET OF TRA	FULL YEAR REQUIREMENT																	
					QUARTER 1				QUARTER 2				QUARTER 3				QUARTER 4				FULL YEAR	
					JAN	FEB	MAR	TOTAL	APR	MAY	JUNE	TOTAL	JULY	AUG	SEPT	TOTAL	OCT	NOV	DEC	TOTAL	TOTAL	
1	2	3	4	5	6	7	8	9=6+7+8	10	11	12	13=10+11+12	14	15	16	17=14+15+16	18	19	20	21=18+19+20	22	
Accountable Forms Expenses		-		-				-					-				-				-	-
Food Supplies Expenses		-		-				-					-				-				-	-
Drugs and Medicines Expenses		-		-				-					-				-				-	-
Fuel, Oil and Lubricants Expenses		-		-				-					-				-				-	-
Other Supplies and Materials Expenses		950	48	902	75	75	75	225	75	75	75	225	75	75	76	226	75	75	76	226	902	902
Water Expenses		-		-				-				-				-					-	-
Electricity Expenses		-		-				-				-				-					-	-
Postage and Courier Services		-		-				-				-				-					-	-
Mobile		-		-				-				-				-					-	-
Landline		-		-				-				-				-					-	-
Internet Subscription Expenses		222	12	210	17	17	18	52	17	18	18	53	17	18	18	53	17	17	18	52	210	210
Cable Satellite, Telegraph and Radio Expenses		100	5	95	8	8	7	23	8	8	8	24	8	8	8	24	8	8	8	24	95	95
Extraordinary and Miscellaneous Expenses		-		-				-				-				-					-	-
Auditing Services		-		-				-				-				-					-	-
Consultancy Services		-		-				-				-				-					-	-
Other Professional Services		650	33	617	52	52	51	155	52	52	51	155	51	51	51	153	51	52	51	154	617	617
Janitorial Services		-		-				-				-				-					-	-
Security Services		-		-				-				-				-					-	-
Repairs and Maintenance - Investment Property		-		-				-				-				-					-	-
Communication Networks		-		-				-				-				-					-	-
Buildings		-		-				-				-				-					-	-
Other Structures		-		-				-				-				-					-	-
Office Equipment		-		-				-				-				-					-	-
Information and Communication Technology Equipment		-		-				-				-				-					-	-
Communication Equipment		-		-				-				-				-					-	-
Printing Equipment		-		-				-				-				-					-	-
Other Machinery and Equipment		-		-				-				-				-					-	-
Motor Vehicles		-		-				-				-				-					-	-
Repair and Maintenance - Furniture and Fixtures		-		-				-				-				-					-	-
Building and Other Structures		-		-				-				-				-					-	-
Building		-		-				-				-				-					-	-
Other Property, Plant and Equipment		-		-				-				-				-					-	-
Subsidies - Others		48,163		48,163	3,454	3,454	3,454	10,362	4,607	4,607	7,098	16,312	9,631	3,952	3,952	17,535	1,318	1,318	1,318	3,954	48,163	48,163
Taxes, Duties and Licences		-		-				-				-				-					-	-
Fidelity Bond Premiums		-		-				-				-				-					-	-
Insurance Expenses		-		-				-				-				-					-	-
Advertising Expenses		-		-				-				-				-					-	-
Printing and Publication Expenses		100	5	95	8	8	8	24	8	8	8	24	8	8	8	24	8	8	7	23	95	95
Representation Expenses		949	47	902	75	75	75	225	75	75	76	226	76	75	75	226	75	75	75	225	902	902
Transportation and Delivery Expenses		-		-				-				-				-					-	-

FY 2014 MONTHLY DISBURSEMENT PROGRAM

(In Thousand Pesos)

BED No. 3

Department	:	Department of Labor and Employment
Agency	:	Office of the Secretary
Operating Unit	:	REGION CAR
Organization Code (UACS)		

PARTICULARS	UACS CODE	TOTAL PROGRAM	TAX REM. ADVISE (TRA)	PROGRAM, NET OF TRA	FULL YEAR REQUIREMENT																	
					QUARTER 1				QUARTER 2				QUARTER 3				QUARTER 4				FULL YEAR	
					JAN	FEB	MAR	TOTAL	APR	MAY	JUNE	TOTAL	JULY	AUG	SEPT	TOTAL	OCT	NOV	DEC	TOTAL	TOTAL	
1	2	3	4	5	6	7	8	9=6+7+8	10	11	12	13=10+11+12	14	15	16	17=14+15+16	18	19	20	21=18+19+20	22	
Rents - Building and Structures		-		-				-				-				-				-		-
Rents - Motor Vehicles		-		-				-				-				-				-		-
Rents - Equipment		-		-				-				-				-				-		-
Membership Dues and Contributions to Organizations		-		-				-				-				-				-		-
Subscription Expenses		-		-				-				-				-				-		-
TOTAL MOOE - CBEP		54,404	312	54,092	3,948	3,949	3,947	11,844	5,101	5,103	7,593	17,797	10,126	4,447	4,446	19,019	1,810	1,811	1,811	5,432	54,092	
b. Support services for employment generation for the vulnerable sector to help them graduate into more productive remunerative, secured or more formal employment or livelihood																						
PESO/EPD																						
MAINTENANCE AND OTHER OPERATING EXPENSES (MOOE)																						
Traveling Expenses -		118	-	118	11	12	12	35	13	13	14	40	8	8	9	25	6	6	6	18	118	
TEV		-		-				-				-				-				-		-
Traveling		118		118	11	12	12	35	13	13	14	40	8	8	9	25	6	6	6	18	118	
Traveling Expenses - Foreign		-		-				-				-				-				-		-
Training and Seminar Expenses		136	13	123	13	12	12	37	14	15	14	43	9	8	8	25	6	6	6	18	123	
Scholarship Grants/Expenses		-		-				-				-				-				-		-
Office Supplies Expenses		284	14	270	27	27	27	81	31	31	31	93	19	19	19	57	13	13	13	39	270	
Accountable Forms Expenses		-		-				-				-				-				-		-
Food Supplies Expenses		-		-				-				-				-				-		-
Drugs and Medicines Expenses		-		-				-				-				-				-		-
Fuel, Oil and Lubricants Expenses		-		-				-				-				-				-		-
Other Supplies and Materials Expenses		-		-				-				-				-				-		-
Water Expenses		-		-				-				-				-				-		-
Electricity Expenses		-		-				-				-				-				-		-
Postage and Courier Services		-		-				-				-				-				-		-
Mobile		-		-				-				-				-				-		-
Landline		160	8	152	15	14	17	46	16	17	17	50	10	11	11	32	8	8	8	24	152	
Internet Subscription Expenses		-		-				-				-				-				-		-
Cable Satellite, Telegraph and Radio Expenses		-		-				-				-				-				-		-
Extraordinary and Miscellaneous Expenses		-		-				-				-				-				-		-
Auditing Services		-		-				-				-				-				-		-
Consultancy Services		-		-				-				-				-				-		-
Other Professional Services		-		-				-				-				-				-		-
Janitorial Services		-		-				-				-				-				-		-

FY 2014 MONTHLY DISBURSEMENT PROGRAM

(In Thousand Pesos)

BED No. 3

Department	:	Department of Labor and Employment
Agency	:	Office of the Secretary
Operating Unit	:	REGION CAR
Organization Code (UACS)		

PARTICULARS	UACS CODE	TOTAL PROGRAM	TAX REM. ADVISE (TRA)	PROGRAM, NET OF TRA	FULL YEAR REQUIREMENT																		
					QUARTER 1				QUARTER 2				QUARTER 3				QUARTER 4				FULL YEAR		
					JAN	FEB	MAR	TOTAL	APR	MAY	JUNE	TOTAL	JULY	AUG	SEPT	TOTAL	OCT	NOV	DEC	TOTAL	TOTAL		
1	2	3	4	5	6	7	8	9=6+7+8	10	11	12	13=10+11+12	14	15	16	17=14+15+16	18	19	20	21=18+19+20	22		
Security Services		-		-				-				-				-				-			-
Repairs and Maintenance - Investment Property		-		-				-				-				-				-			-
Communication Networks		-		-				-				-				-				-			-
Buildings		-		-				-				-				-				-			-
Other Structures		-		-				-				-				-				-			-
Office Equipment		-		-				-				-				-				-			-
Information and Communication Technology Equipment		-		-				-				-				-				-			-
Communication Equipment		-		-				-				-				-				-			-
Printing Equipment		-		-				-				-				-				-			-
Other Machinery and Equipment		-		-				-				-				-				-			-
Motor Vehicles		-		-				-				-				-				-			-
Repair and Maintenance - Furniture and Fixtures		-		-				-				-				-				-			-
Building and Other Structures		-		-				-				-				-				-			-
Building		-		-				-				-				-				-			-
Other Property, Plant and Equipment		-		-				-				-				-				-			-
Subsidies - Others		-		-				-				-				-				-			-
Taxes, Duties and Licences		-		-				-				-				-				-			-
Fidelity Bond Premiums		-		-				-				-				-				-			-
Insurance Expenses		-		-				-				-				-				-			-
Advertising Expenses		-		-				-				-				-				-			-
Printing and Publication Expenses		-		-				-				-				-				-			-
Representation Expenses		100	5	95	9	9	10	28	10	11	11	32	7	7	6	20	5	5	5	15	95		
Transportation and Delivery Expenses		-		-				-				-				-				-			-
Rents - Building and Structures		-		-				-				-				-				-			-
Rents - Motor Vehicles		-		-				-				-				-				-			-
Rents - Equipment		-		-				-				-				-				-			-
Membership Dues and Contributions to Organizations		-		-				-				-				-				-			-
Subscription Expenses		-		-				-				-				-				-			-
TOTAL MOOE - EPD		798	40	758	75	74	78	227	84	87	87	258	53	53	53	159	38	38	38	114	758		
TOTAL, MFO 2		55,202	352	54,850	4,023	4,023	4,025	12,071	5,185	5,190	7,680	18,055	10,179	4,500	4,499	19,178	1,848	1,849	1,849	5,546	54,850		
MFO 3 : Labor Force Welfare Services																							
2 Worker's Organization and Tripartism and Empowerment Programs																							
MAINTENANCE AND OTHER OPERATING EXPENSES (MOOE)																							
Traveling Expenses -		-		-				-				-				-				-			-
TEV		-		-				-				-				-				-			-

FY 2014 MONTHLY DISBURSEMENT PROGRAM

(In Thousand Pesos)

BED No. 3

Department	:	Department of Labor and Employment
Agency	:	Office of the Secretary
Operating Unit	:	REGION CAR
Organization Code (UACS)		

PARTICULARS	UACS CODE	TOTAL PROGRAM	TAX REM. ADVISE (TRA)	PROGRAM, NET OF TRA	FULL YEAR REQUIREMENT																		
					QUARTER 1				QUARTER 2				QUARTER 3				QUARTER 4				FULL YEAR		
					JAN	FEB	MAR	TOTAL	APR	MAY	JUNE	TOTAL	JULY	AUG	SEPT	TOTAL	OCT	NOV	DEC	TOTAL	TOTAL		
1	2	3	4	5	6	7	8	9=6+7+8	10	11	12	13=10+11+12	14	15	16	17=14+15+16	18	19	20	21=18+19+20	22		
Traveling		-		-																			
Traveling Expenses - Foreign		20		20	1	2	2	5		2	3	5	4	1			5	1	3	1	5	20	
Training and Seminar Expenses		-		-				-				-					-				-	-	
Scholarship Grants/Expenses		-		-				-				-					-				-	-	
Office Supplies Expenses		3		3				-	1			1		1			1		1		1	3	
Accountable Forms Expenses		-		-				-				-					-				-	-	
Food Supplies Expenses		1		1				-				-					-		1		1	1	
Drugs and Medicines Expenses		3		3				-		1		1		1			1		1		1	3	
Fuel, Oil and Lubricants Expenses		2		2				-		1		1		1			1				-	2	
Other Supplies and Materials Expenses		-		-				-				-					-				-	-	
Water Expenses		-		-				-				-					-				-	-	
Electricity Expenses		-		-				-				-					-				-	-	
Postage and Courier Services		-		-				-				-					-				-	-	
Mobile		-		-				-				-					-				-	-	
Landline		-		-				-				-					-				-	-	
Internet Subscription Expenses		-		-				-				-					-				-	-	
Cable Satellite, Telegraph and Radio Expenses		-		-				-				-					-				-	-	
Extraordinary and Miscellaneous Expenses		-		-				-				-					-				-	-	
Auditing Services		-		-				-				-					-				-	-	
Consultancy Services		-		-				-				-					-				-	-	
Other Professional Services		-		-				-				-					-				-	-	
Janitorial Services		-		-				-				-					-				-	-	
Security Services		-		-				-				-					-				-	-	
Repairs and Maintenance - Investment Property		-		-				-				-					-				-	-	
Communication Networks		-		-				-				-					-				-	-	
Buildings		-		-				-				-					-				-	-	
Other Structures		-		-				-				-					-				-	-	
Office Equipment		-		-				-				-					-				-	-	
Information and Communication Technology Equipment		-		-				-				-					-				-	-	
Communication Equipment		-		-				-				-					-				-	-	
Printing Equipment		-		-				-				-					-				-	-	
Other Machinery and Equipment		-		-				-				-					-				-	-	
Motor Vehicles		-		-				-				-					-				-	-	
Repair and Maintenance - Furniture and Fixtures		-		-				-				-					-				-	-	
Building and Other Structures		-		-				-				-					-				-	-	
Building		-		-				-				-					-				-	-	
Other Property, Plant and Equipment		-		-				-				-					-				-	-	
Subsidies - Others		350		350	20	48	68	68			108	108	85				85		89		89	350	
Taxes, Duties and Licences		-		-				-				-					-				-	-	
Fidelity Bond Premiums		-		-				-				-					-				-	-	

FY 2014 MONTHLY DISBURSEMENT PROGRAM

(In Thousand Pesos)

BED No. 3

Department	:	Department of Labor and Employment
Agency	:	Office of the Secretary
Operating Unit	:	REGION CAR
Organization Code (UACS)		

PARTICULARS	UACS CODE	TOTAL PROGRAM	TAX REM. ADVISE (TRA)	PROGRAM, NET OF TRA	FULL YEAR REQUIREMENT																	
					QUARTER 1				QUARTER 2				QUARTER 3				QUARTER 4				FULL YEAR	
					JAN	FEB	MAR	TOTAL	APR	MAY	JUNE	TOTAL	JULY	AUG	SEPT	TOTAL	OCT	NOV	DEC	TOTAL	TOTAL	
1	2	3	4	5	6	7	8	9=6+7+8	10	11	12	13=10+11+12	14	15	16	17=14+15+16	18	19	20	21=18+19+20	22	
Insurance Expenses		-		-				-					-				-				-	-
Advertising Expenses		-		-				-					-				-				-	-
Printing and Publication Expenses		-		-				-					-				-				-	-
Representation Expenses		16	2	14	2	1		3	3				3			4	4	3		1	4	14
Transportation and Delivery Expenses		-		-				-					-				-				-	-
Rents - Building and Structures		-		-				-					-				-				-	-
Rents - Motor Vehicles		-		-				-					-				-				-	-
Rents - Equipment		-		-				-					-				-				-	-
Membership Dues and Contributions to Organizations		-		-				-					-				-				-	-
Subscription Expenses		-		-				-					-				-				-	-
TOTAL MOOE - WODP		395	2	393	3	23	50	76	4	4	111	119	89	4	4	97	4	95	2	101	393	
3 Rural and emergency Employment Services																						
Adjustment Measures Program (AMP)																						
MAINTENANCE AND OTHER OPERATING EXPENSES (MOOE)																						
Traveling Expenses -		-		-				-					-				-				-	-
TEV		-		-				-					-				-				-	-
Traveling		-		-				-					-				-				-	-
Traveling Expenses - Foreign		-		-				-					-				-				-	-
Training and Seminar Expenses		-		-				-					-				-				-	-
Scholarship Grants/Expenses		-		-				-					-				-				-	-
Office Supplies Expenses		-		-				-					-				-				-	-
Accountable Forms Expenses		-		-				-					-				-				-	-
Food Supplies Expenses		-		-				-					-				-				-	-
Drugs and Medicines Expenses		-		-				-					-				-				-	-
Fuel, Oil and Lubricants Expenses		-		-				-					-				-				-	-
Other Supplies and Materials Expenses		-		-				-					-				-				-	-
Water Expenses		-		-				-					-				-				-	-
Electricity Expenses		-		-				-					-				-				-	-
Postage and Courier Services		-		-				-					-				-				-	-
Mobile		-		-				-					-				-				-	-
Landline		-		-				-					-				-				-	-
Internet Subscription Expenses		-		-				-					-				-				-	-
Cable Satellite, Telegraph and Radio Expenses		-		-				-					-				-				-	-
Extraordinary and Miscellaneous Expenses		-		-				-					-				-				-	-
Auditing Services		-		-				-					-				-				-	-
Consultancy Services		-		-				-					-				-				-	-
Other Professional Services		-		-				-					-				-				-	-

FY 2014 MONTHLY DISBURSEMENT PROGRAM

(In Thousand Pesos)

BED No. 3

Department	:	Department of Labor and Employment
Agency	:	Office of the Secretary
Operating Unit	:	REGION CAR
Organization Code (UACS)		

PARTICULARS	UACS CODE	TOTAL PROGRAM	TAX REM. ADVISE (TRA)	PROGRAM, NET OF TRA	FULL YEAR REQUIREMENT																		
					QUARTER 1				QUARTER 2				QUARTER 3				QUARTER 4				FULL YEAR		
					JAN	FEB	MAR	TOTAL	APR	MAY	JUNE	TOTAL	JULY	AUG	SEPT	TOTAL	OCT	NOV	DEC	TOTAL	TOTAL		
1	2	3	4	5	6	7	8	9=6+7+8	10	11	12	13=10+11+12	14	15	16	17=14+15+16	18	19	20	21=18+19+20	22		
Janitorial Services		-		-				-				-				-				-			-
Security Services		-		-				-				-				-				-			-
Repairs and Maintenance - Investment Property		-		-				-				-				-				-			-
Communication Networks		-		-				-				-				-				-			-
Buildings		-		-				-				-				-				-			-
Other Structures		-		-				-				-				-				-			-
Office Equipment		-		-				-				-				-				-			-
Information and Communication Technology Equipment		-		-				-				-				-				-			-
Communication Equipment		-		-				-				-				-				-			-
Printing Equipment		-		-				-				-				-				-			-
Other Machinery and Equipment		-		-				-				-				-				-			-
Motor Vehicles		-		-				-				-				-				-			-
Repair and Maintenance - Furniture and Fixtures		-		-				-				-				-				-			-
Building and Other Structures		-		-				-				-				-				-			-
Building		-		-				-				-				-				-			-
Other Property, Plant and Equipment		-		-				-				-				-				-			-
Subsidies - Others		187		187				-	96	91		187				-				-			187
Taxes, Duties and Licences		-		-				-				-				-				-			-
Fidelity Bond Premiums		-		-				-				-				-				-			-
Insurance Expenses		-		-				-				-				-				-			-
Advertising Expenses		-		-				-				-				-				-			-
Printing and Publication Expenses		-		-				-				-				-				-			-
Representation Expenses		-		-				-				-				-				-			-
Transportation and Delivery Expenses		-		-				-				-				-				-			-
Rents - Building and Structures		-		-				-				-				-				-			-
Rents - Motor Vehicles		-		-				-				-				-				-			-
Rents - Equipment		-		-				-				-				-				-			-
Membership Dues and Contributions to Organizations		-		-				-				-				-				-			-
Subscription Expenses		-		-				-				-				-				-			-
TOTAL MOOE - AMP		187		187				-	96	91		187				-				-			187
4 Workers' protection and welfare services																							
a. Workers' protection and welfare services to Overseas																							
Filipino Workers (LABATT)																							
b. Reintegration Services to Overseas Filipino Workers																							
c. Workers Amelioration and Welfare Services																							
MAINTENANCE AND OTHER OPERATING EXPENSES (MOOE)																							
Traveling Expenses -		88		88		9	10	10	29	7	8	8	23	7	8	8	23	4	4	5	13	88	

FY 2014 MONTHLY DISBURSEMENT PROGRAM

(In Thousand Pesos)

BED No. 3

Department	:	Department of Labor and Employment
Agency	:	Office of the Secretary
Operating Unit	:	REGION CAR
Organization Code (UACS)		

PARTICULARS	UACS CODE	TOTAL PROGRAM	TAX REM. ADVISE (TRA)	PROGRAM, NET OF TRA	FULL YEAR REQUIREMENT																	
					QUARTER 1				QUARTER 2				QUARTER 3				QUARTER 4				FULL YEAR	
					JAN	FEB	MAR	TOTAL	APR	MAY	JUNE	TOTAL	JULY	AUG	SEPT	TOTAL	OCT	NOV	DEC	TOTAL	TOTAL	
1	2	3	4	5	6	7	8	9=6+7+8	10	11	12	13=10+11+12	14	15	16	17=14+15+16	18	19	20	21=18+19+20	22	
TEV		-		-				-					-				-				-	
Traveling		88		88	9	10	10	29	7	8	8	23	7	8	8	23	4	4	5	13	88	
Traveling Expenses - Foreign		-		-				-				-				-				-		
Training and Seminar Expenses		50	9	41	6	5	5	16	4	3	3	10	5	3	2	10	2	1	2	5	41	
Scholarship Grants/Expenses		-		-				-				-				-				-		
Office Supplies Expenses		40	2	38	5	4	4	13	3	3	3	9	4	3	3	10	2	2	2	6	38	
Accountable Forms Expenses		-		-				-				-				-				-		
Food Supplies Expenses		10		10	1	1	1	3		1	1	2	1	1	1	3		1	1	2	10	
Drugs and Medicines Expenses		-		-				-				-				-				-		
Fuel, Oil and Lubricants Expenses		30	2	28	3	3	4	10	3	2	2	7	2	2	3	7	2	1	1	4	28	
Other Supplies and Materials Expenses		20		20	2	3	2	7	1	2	2	5	1	2	2	5	1	1	1	3	20	
Water Expenses		-		-				-				-				-				-		
Electricity Expenses		-		-				-				-				-				-		
Postage and Courier Services		1		1	1			1													1	
Mobile		20		20	2	2	3	7	2	1	2	5	1	2	2	5	1	1	1	3	20	
Landline		50	3	47	4	5	5	14	5	4	4	13	5	4	4	13	2	3	2	7	47	
Internet Subscription Expenses		19		19	2	2	2	6	1	2	2	5	1	2	2	5	1	1	1	3	19	
Cable Satellite, Telegraph and Radio Expenses		10		10	1	1	1	3		1	1	2		1	1	2	1	1	1	3	10	
Extraordinary and Miscellaneous Expenses		-		-				-				-				-				-		
Auditing Services		-		-				-				-				-				-		
Consultancy Services		-		-				-				-				-				-		
Other Professional Services		-		-				-				-				-				-		
Janitorial Services		-		-				-				-				-				-		
Security Services		-		-				-				-				-				-		
Repairs and Maintenance - Investment Property		-		-				-				-				-				-		
Communication Networks		-		-				-				-				-				-		
Buildings		-		-				-				-				-				-		
Other Structures		-		-				-				-				-				-		
Office Equipment		-		-				-				-				-				-		
Information and Communication Technology Equipment		-		-				-				-				-				-		
Communication Equipment		-		-				-				-				-				-		
Printing Equipment		-		-				-				-				-				-		
Other Machinery and Equipment		-		-				-				-				-				-		
Motor Vehicles		-		-				-				-				-				-		
Repair and Maintenance - Furniture and Fixtures		-		-				-				-				-				-		
Building and Other Structures		-		-				-				-				-				-		
Building		-		-				-				-				-				-		
Other Property, Plant and Equipment		-		-				-				-				-				-		
Subsidies - Others		-		-				-				-				-				-		
Taxes, Duties and Licenses		-		-				-				-				-				-		

FY 2014 MONTHLY DISBURSEMENT PROGRAM

(In Thousand Pesos)

BED No. 3

Department	:	Department of Labor and Employment
Agency	:	Office of the Secretary
Operating Unit	:	REGION CAR
Organization Code (UACS)		

PARTICULARS	UACS CODE	TOTAL PROGRAM	TAX REM. ADVISE (TRA)	PROGRAM, NET OF TRA	FULL YEAR REQUIREMENT																			
					QUARTER 1				QUARTER 2				QUARTER 3				QUARTER 4				FULL YEAR			
					JAN	FEB	MAR	TOTAL	APR	MAY	JUNE	TOTAL	JULY	AUG	SEPT	TOTAL	OCT	NOV	DEC	TOTAL	TOTAL			
1	2	3	4	5	6	7	8	9=6+7+8	10	11	12	13=10+11+12	14	15	16	17=14+15+16	18	19	20	21=18+19+20	22			
Fidelity Bond Premiums		-		-				-				-				-				-			-	
Insurance Expenses		-		-				-				-				-				-			-	
Advertising Expenses		-		-				-				-				-				-			-	
Printing and Publication Expenses		-		-				-				-				-				-			-	
Representation Expenses		51	3	48	5	5	4	14	5	4	4	13	5	4	4	13	3	3	2	8			48	
Transportation and Delivery Expenses		-		-				-				-				-				-			-	
Rents - Building and Structures		-		-				-				-				-				-			-	
Rents - Motor Vehicles		-		-				-				-				-				-			-	
Rents - Equipment		-		-				-				-				-				-			-	
Membership Dues and Contributions to Organizations		-		-				-				-				-				-			-	
Subscription Expenses		-		-				-				-				-				-			-	
TOTAL MOOE - WAWD		389	19	370	41	41	41	123	31	31	32	94	32	32	32	96	19	19	19	57			370	
d. Verification of overseas employment documents, subject to the provisions of Section 35, Chapter V., Book VI of EO 290																								
TOTAL, MFO 3		971	21	950	44	64	91	199	131	126	143	400	121	36	36	193	23	114	21	158			950	
MFO 4: Employment Regulation Services																								
5 Enforcement of labor laws, regulations and standards																								
Personal Services																								
Total Salaries of Permanent Positions		2,711	135	2,576	214	215	215	644	214	215	215	644	214	215	215	644	214	215	215	644			644	2,576
<i>Other Compensation:</i>																								
Personnel Economic Relief Allowance		168		168	14	14	14	42	14	14	14	42	14	14	14	42	14	14	14	42			42	168
Representation Allowance		60		60	5	5	5	15	5	5	5	15	5	5	5	15	5	5	5	15			15	60
Transportation Allowance		60		60	5	5	5	15	5	5	5	15	5	5	5	15	5	5	5	15			15	60
Clothing Allowance		35		35				-	35			35				-				-			-	35
Productivity Incentive Benefits		14		14			14	14				-				-				-			-	14
Overseas Allowances		-		-				-				-				-				-			-	-
Bonus		226		226				-	113			113				-		113		113			113	226
Cash Gift		35		35				-	17			17				-		18		18			18	35
Step Increments for Length of Service		7		7			1	1	1	1	1	2		1	1	2		1	1	2			2	7
Total Other Compensation		605	-	605	24	24	39	87	59	155	25	239	24	25	25	74	24	156	25	205			205	605

FY 2014 MONTHLY DISBURSEMENT PROGRAM

(In Thousand Pesos)

BED No. 3

Department	:	Department of Labor and Employment
Agency	:	Office of the Secretary
Operating Unit	:	REGION CAR
Organization Code (UACS)		

PARTICULARS	UACS CODE	TOTAL PROGRAM	TAX REM. ADVISE (TRA)	PROGRAM, NET OF TRA	FULL YEAR REQUIREMENT																	
					QUARTER 1				QUARTER 2				QUARTER 3				QUARTER 4				FULL YEAR	
					JAN	FEB	MAR	TOTAL	APR	MAY	JUNE	TOTAL	JULY	AUG	SEPT	TOTAL	OCT	NOV	DEC	TOTAL	TOTAL	
1	2	3	4	5	6	7	8	9=6+7+8	10	11	12	13=10+11+12	14	15	16	17=14+15+16	18	19	20	21=18+19+20	22	
<i>Fixed Personnel Expenditures:</i>																						
Retirement and Life Insurance Premiums		325		325	27	27	27	81	27	27	27	81	27	27	27	81	27	27	28	82	325	
Pag-I.B.I.G Premiums		8		8	1		1	2	1		1	2	1	1	2	1	1			2	8	
Phil-Health Contributions		24		24	2	2	2	6	2	2	2	6	2	2	2	6	2	2	2	6	24	
Employees Compensation and Insurance Premiums		8		8	1	1		2	1	1		2	2		2	2				2	8	
Total Fixed Personnel Expenditures		365	-	365	31	30	30	91	31	30	30	91	31	30	30	91	32	30	30	92	365	
TOTAL, PERSONAL SERVICES		3,681	135	3,546	269	269	284	822	304	400	270	974	269	270	270	809	270	401	270	941	3,546	
MAINTENANCE AND OTHER OPERATING EXPENSES (MOOE)																						
Traveling Expenses -		1,272	-	1,272	140	139	154	433	108	108	108	324	108	108	108	324	64	64	63	191	1,272	
TEV		-		-				-				-				-				-	-	
Traveling		1,272		1,272	140	139	154	433	108	108	108	324	108	108	108	324	64	64	63	191	1,272	
Traveling Expenses - Foreign		-		-				-				-				-				-	-	
Training and Seminar Expenses		392	78	314	37	37	39	113	27	27	27	81	27	27	27	81	13	13	13	39	314	
Scholarship Grants/Expenses		-		-				-				-				-				-	-	
Office Supplies Expenses		72	4	68	7	7	7	21	6	6	6	18	6	6	5	17	4	4	4	12	68	
Accountable Forms Expenses		9		9	1	1	1	3	1	1	1	3	1	1	1	3				-	9	
Food Supplies Expenses		18		18	2	2	2	6	2	2	1	5	2	2	1	5	1	1		2	18	
Drugs and Medicines Expenses		10		10	1	1	1	3	1	1	1	3	1	1	1	3			1	1	10	
Fuel, Oil and Lubricants Expenses		54	3	51	6	6	6	18	4	4	4	12	4	4	5	13	3	2	3	8	51	
Other Supplies and Materials Expenses		18		18	2	2	2	6	2	2	1	5	2	2	1	5	1	1		2	18	
Water Expenses		-		-				-				-				-				-	-	
Electricity Expenses		-		-				-				-				-				-	-	
Postage and Courier Services		33		33	3	4	4	11	3	3	2	8	3	3	3	9	1	2	2	5	33	
Mobile		65	3	62	7	7	8	22	5	5	5	15	5	5	5	15	3	3	4	10	62	
Landline		330	17	313	35	35	37	107	27	27	27	81	27	27	27	81	14	15	15	44	313	
Internet Subscription Expenses		65	3	62	7	7	8	22	5	5	5	15	5	5	5	15	3	3	4	10	62	
Cable Satellite, Telegraph and Radio Expenses		33		33	4	3	4	11	3	3	3	9	3	3	2	8	2	2	1	5	33	
Extraordinary and Miscellaneous Expenses		-		-				-				-				-				-	-	
Auditing Services		-		-				-				-				-				-	-	
Consultancy Services		-		-				-				-				-				-	-	
Other Professional Services		-		-				-				-				-				-	-	
Janitorial Services		-		-				-				-				-				-	-	
Security Services		-		-				-				-				-				-	-	
Repairs and Maintenance - Investment Property		-		-				-				-				-				-	-	
Communication Networks		-		-				-				-				-				-	-	
Buildings		-		-				-				-				-				-	-	

FY 2014 MONTHLY DISBURSEMENT PROGRAM

(In Thousand Pesos)

BED No. 3

Department	:	Department of Labor and Employment
Agency	:	Office of the Secretary
Operating Unit	:	REGION CAR
Organization Code (UACS)		

PARTICULARS	UACS CODE	TOTAL PROGRAM	TAX REM. ADVISE (TRA)	PROGRAM, NET OF TRA	FULL YEAR REQUIREMENT																			
					QUARTER 1				QUARTER 2				QUARTER 3				QUARTER 4				FULL YEAR			
					JAN	FEB	MAR	TOTAL	APR	MAY	JUNE	TOTAL	JULY	AUG	SEPT	TOTAL	OCT	NOV	DEC	TOTAL	TOTAL			
1	2	3	4	5	6	7	8	9=6+7+8	10	11	12	13=10+11+12	14	15	16	17=14+15+16	18	19	20	21=18+19+20	22			
Other Structures		-		-				-				-				-				-			-	
Office Equipment		-		-				-				-				-				-			-	
Information and Communication Technology Equipment		-		-				-				-				-				-			-	
Communication Equipment		-		-				-				-				-				-			-	
Printing Equipment		-		-				-				-				-				-			-	
Other Machinery and Equipment		-		-				-				-				-				-			-	
Motor Vehicles		-		-				-				-				-				-			-	
Repair and Maintenance - Furniture and Fixtures		-		-				-				-				-				-			-	
Building and Other Structures		-		-				-				-				-				-			-	
Building		-		-				-				-				-				-			-	
Other Property, Plant and Equipment		-		-				-				-				-				-			-	
Subsidies - Others		-		-				-				-				-				-			-	
Taxes, Duties and Licences		-		-				-				-				-				-			-	
Fidelity Bond Premiums		-		-				-				-				-				-			-	
Insurance Expenses		-		-				-				-				-				-			-	
Advertising Expenses		-		-				-				-				-				-			-	
Printing and Publication Expenses		198	20	178	20	20	21	61	15	15	15	45	15	15	15	45	9	9	9	27	178			
Representation Expenses		132	7	125	14	14	15	43	11	11	10	32	11	11	10	32	6	6	6	18	125			
Transportation and Delivery Expenses		-		-				-				-				-				-			-	
Rents - Building and Structures		-		-				-				-				-				-			-	
Rents - Motor Vehicles		-		-				-				-				-				-			-	
Rents - Equipment		-		-				-				-				-				-			-	
Membership Dues and Contributions to Organizations		-		-				-				-				-				-			-	
Subscription Expenses		-		-				-				-				-				-			-	
TOTAL, MOOE - LSED		2,701	135	2,566	286	285	309	880	220	220	216	656	220	220	216	656	124	125	125	374	2,566			
TOTAL, LSED		6,382	270	6,112	555	554	593	1,702	524	620	486	1,630	489	490	486	1,465	394	526	395	1,315	6,112			
6 Settlement and disposition of labor disputes through collective bargaining																								
MAINTENANCE AND OTHER OPERATING EXPENSES (MOOE)																								
Traveling Expenses -		100	-	100	12	11	11	34	9	8	9	26	8	8	9	25	5	5	5	15	100			
TEV		-		-				-				-				-				-			-	
Traveling		100		100	12	11	11	34	9	8	9	26	8	8	9	25	5	5	5	15	100			
Traveling Expenses - Foreign		-		-				-				-				-				-			-	
Training and Seminar Expenses		100	13	87	10	11	11	32	7	7	7	21	8	7	7	22	4	4	4	12	87			
Scholarship Grants/Expenses		-		-				-				-				-				-			-	
Office Supplies Expenses		65	3	62	7	7	7	21	5	6	6	17	5	5	5	15	3	3	3	9	62			

FY 2014 MONTHLY DISBURSEMENT PROGRAM

(In Thousand Pesos)

BED No. 3

Department	:	Department of Labor and Employment
Agency	:	Office of the Secretary
Operating Unit	:	REGION CAR
Organization Code (UACS)		

PARTICULARS	UACS CODE	TOTAL PROGRAM	TAX REM. ADVISE (TRA)	PROGRAM, NET OF TRA	FULL YEAR REQUIREMENT																		
					QUARTER 1				QUARTER 2				QUARTER 3				QUARTER 4				FULL YEAR		
					JAN	FEB	MAR	TOTAL	APR	MAY	JUNE	TOTAL	JULY	AUG	SEPT	TOTAL	OCT	NOV	DEC	TOTAL	TOTAL		
1	2	3	4	5	6	7	8	9=6+7+8	10	11	12	13=10+11+12	14	15	16	17=14+15+16	18	19	20	21=18+19+20	22		
Accountable Forms Expenses		5		5			1	1	2	1				1	1			1	1			1	5
Food Supplies Expenses		-		-					-					-				-				-	-
Drugs and Medicines Expenses		-		-					-					-				-				-	-
Fuel, Oil and Lubricants Expenses		10		10		1	1	1	3	1	1	1	3	1	1	1	3			1		1	10
Other Supplies and Materials Expenses		10		10		1	1	1	3	1	1	1	3	1	1	1	3			1		1	10
Water Expenses		-		-					-				-				-					-	-
Electricity Expenses		-		-					-				-				-					-	-
Postage and Courier Services		5		5		1	1		2				1				1					1	5
Mobile		10		10		1	1	1	3	1	1	1	3	1	1	1	3	1				1	10
Landline		35	2	33		4	4	4	12	3	2	2	7	3	3	3	9	2	1	2		5	33
Internet Subscription Expenses		10		10		1	1	1	3	1	1	1	3	1	1	1	3			1		1	10
Cable Satellite, Telegraph and Radio Expenses		-		-					-				-				-					-	-
Extraordinary and Miscellaneous Expenses		-		-					-				-				-					-	-
Auditing Services		-		-					-				-				-					-	-
Consultancy Services		-		-					-				-				-					-	-
Other Professional Services		-		-					-				-				-					-	-
Janitorial Services		-		-					-				-				-					-	-
Security Services		-		-					-				-				-					-	-
Repairs and Maintenance - Investment Property		-		-					-				-				-					-	-
Communication Networks		-		-					-				-				-					-	-
Buildings		-		-					-				-				-					-	-
Other Structures		-		-					-				-				-					-	-
Office Equipment		-		-					-				-				-					-	-
Information and Communication Technology Equipment		-		-					-				-				-					-	-
Communication Equipment		-		-					-				-				-					-	-
Printing Equipment		-		-					-				-				-					-	-
Other Machinery and Equipment		-		-					-				-				-					-	-
Motor Vehicles		-		-					-				-				-					-	-
Repair and Maintenance - Furniture and Fixtures		-		-					-				-				-					-	-
Building and Other Structures		-		-					-				-				-					-	-
Building		-		-					-				-				-					-	-
Other Property, Plant and Equipment		-		-					-				-				-					-	-
Subsidies - Others		-		-					-				-				-					-	-
Taxes, Duties and Licences		-		-					-				-				-					-	-
Fidelity Bond Premiums		-		-					-				-				-					-	-
Insurance Expenses		-		-					-				-				-					-	-
Advertising Expenses		-		-					-				-				-					-	-
Printing and Publication Expenses		-		-					-				-				-					-	-
Representation Expenses		60	3	57		6	6	7	19	4	5	5	14	4	5	5	14	3	3	4		10	57
Transportation and Delivery Expenses		-		-					-				-				-					-	-

FY 2014 MONTHLY DISBURSEMENT PROGRAM

(In Thousand Pesos)

BED No. 3

Department	:	Department of Labor and Employment
Agency	:	Office of the Secretary
Operating Unit	:	REGION CAR
Organization Code (UACS)		

PARTICULARS	UACS CODE	TOTAL PROGRAM	TAX REM. ADVISE (TRA)	PROGRAM, NET OF TRA	FULL YEAR REQUIREMENT																	
					QUARTER 1				QUARTER 2				QUARTER 3				QUARTER 4				FULL YEAR	
					JAN	FEB	MAR	TOTAL	APR	MAY	JUNE	TOTAL	JULY	AUG	SEPT	TOTAL	OCT	NOV	DEC	TOTAL	TOTAL	
1	2	3	4	5	6	7	8	9=6+7+8	10	11	12	13=10+11+12	14	15	16	17=14+15+16	18	19	20	21=18+19+20	22	
Rents - Building and Structures		-		-				-				-				-				-		
Rents - Motor Vehicles		-		-				-				-				-				-		
Rents - Equipment		-		-				-				-				-				-		
Membership Dues and Contributions to Organizations		-		-				-				-				-				-		
Subscription Expenses		-		-				-				-				-				-		
TOTAL, MOOE - LRD		410	21	389	44	45	45	134	33	33	33	99	33	33	33	99	19	19	19	57	389	
TOTAL, MFO 4		6,792	291	6,501	599	599	638	1,836	557	653	519	1,729	522	523	519	1,564	413	545	414	1,372	6,501	
B. Projects																						
1. Locally-Funded Project(s)																						
Research and Development																						
Information and Communication Technology																						
a. Skills Registry Program																						
MAINTENANCE AND OTHER OPERATING EXPENSES (MOOE)																						
Traveling Expenses -		360	-	360	17	17	37	71	36	36	37	109	36	36	37	109	37	17	17	71	360	
TEV		-		-				-				-				-				-		
Traveling		360		360	17	17	37	71	36	36	37	109	36	36	37	109	37	17	17	71	360	
Traveling Expenses - Foreign		-		-				-				-				-				-		
Training and Seminar Expenses		240	16	224	10	10	23	43	23	23	22	68	23	23	22	68	23	11	11	45	224	
Scholarship Grants/Expenses		-		-				-				-				-				-		
Office Supplies Expenses		60	3	57	3	3	5	11	5	6	6	17	6	6	6	18	5	3	3	11	57	
Accountable Forms Expenses		-		-				-				-				-				-		
Food Supplies Expenses		-		-				-				-				-				-		
Drugs and Medicines Expenses		-		-				-				-				-				-		
Fuel, Oil and Lubricants Expenses		-		-				-				-				-				-		
Other Supplies and Materials Expenses		-		-				-				-				-				-		
Water Expenses		-		-				-				-				-				-		
Electricity Expenses		-		-				-				-				-				-		
Postage and Courier Services		-		-				-				-				-				-		
Mobile		-		-				-				-				-				-		
Landline		-		-				-				-				-				-		
Internet Subscription Expenses		6		6				-	1	1	1	3	1	1	1	3				-	6	
Cable Satellite, Telegraph and Radio Expenses		-		-				-				-				-				-		
Extraordinary and Miscellaneous Expenses		-		-				-				-				-				-		
Auditing Services		-		-				-				-				-				-		
Consultancy Services		-		-				-				-				-				-		
Other Professional Services		276	28	248	12	12	25	49	25	25	25	75	25	25	25	75	25	12	12	49	248	

FY 2014 MONTHLY DISBURSEMENT PROGRAM

(In Thousand Pesos)

BED No. 3

Department	:	Department of Labor and Employment
Agency	:	Office of the Secretary
Operating Unit	:	REGION CAR
Organization Code (UACS)		

PARTICULARS	UACS CODE	TOTAL PROGRAM	TAX REM. ADVISE (TRA)	PROGRAM, NET OF TRA	FULL YEAR REQUIREMENT																	
					QUARTER 1				QUARTER 2				QUARTER 3				QUARTER 4				FULL YEAR	
					JAN	FEB	MAR	TOTAL	APR	MAY	JUNE	TOTAL	JULY	AUG	SEPT	TOTAL	OCT	NOV	DEC	TOTAL	TOTAL	
1	2	3	4	5	6	7	8	9=6+7+8	10	11	12	13=10+11+12	14	15	16	17=14+15+16	18	19	20	21=18+19+20	22	
Janitorial Services		-		-				-				-				-				-		
Security Services		-		-				-				-				-				-		
Repairs and Maintenance - Investment Property		-		-				-				-				-				-		
Communication Networks		-		-				-				-				-				-		
Buildings		-		-				-				-				-				-		
Other Structures		-		-				-				-				-				-		
Office Equipment		-		-				-				-				-				-		
Information and Communication Technology Equipment		-		-				-				-				-				-		
Communication Equipment		-		-				-				-				-				-		
Printing Equipment		-		-				-				-				-				-		
Other Machinery and Equipment		-		-				-				-				-				-		
Motor Vehicles		-		-				-				-				-				-		
Repair and Maintenance - Furniture and Fixtures		-		-				-				-				-				-		
Building and Other Structures		-		-				-				-				-				-		
Building		-		-				-				-				-				-		
Other Property, Plant and Equipment		-		-				-				-				-				-		
Subsidies - Others		-		-				-				-				-				-		
Taxes, Duties and Licences		-		-				-				-				-				-		
Fidelity Bond Premiums		-		-				-				-				-				-		
Insurance Expenses		-		-				-				-				-				-		
Advertising Expenses		-		-				-				-				-				-		
Printing and Publication Expenses		300	15	285	13	13	30	56	30	29	29	88	29	29	29	87	30	12	12	54	285	
Representation Expenses		-		-				-				-				-				-		
Transportation and Delivery Expenses		-		-				-				-				-				-		
Rents - Building and Structures		-		-				-				-				-				-		
Rents - Motor Vehicles		-		-				-				-				-				-		
Rents - Equipment		-		-				-				-				-				-		
Membership Dues and Contributions to Organizations		-		-				-				-				-				-		
Subscription Expenses		-		-				-				-				-				-		
TOTAL, PROJECTS		1,242	62	1,180	55	55	120	230	120	120	120	360	120	120	120	360	120	55	55	230	1,180	
B. Prior Year (PY) Obligations*		-	-	-	-	-	-	-	-	-	-	-	-	-	-	-	-	-	-	-	-	
TOTAL, DISBURSEMENT PROGRAM																						
Personal Services																						
Total Salaries of Permanent Positions		20,007	1,000	19,007	1,583	1,584	1,584	4,751	1,584	1,584	1,584	4,752	1,584	1,584	1,585	4,753	1,584	1,582	1,585	4,751	19,007	

FY 2014 MONTHLY DISBURSEMENT PROGRAM

(In Thousand Pesos)

BED No. 3

Department	:	Department of Labor and Employment
Agency	:	Office of the Secretary
Operating Unit	:	REGION CAR
Organization Code (UACS)		

PARTICULARS	UACS CODE	TOTAL PROGRAM	TAX REM. ADVISE (TRA)	PROGRAM, NET OF TRA	FULL YEAR REQUIREMENT																
					QUARTER 1				QUARTER 2				QUARTER 3				QUARTER 4				FULL YEAR
					JAN	FEB	MAR	TOTAL	APR	MAY	JUNE	TOTAL	JULY	AUG	SEPT	TOTAL	OCT	NOV	DEC	TOTAL	TOTAL
1	2	3	4	5	6	7	8	9=6+7+8	10	11	12	13=10+11+12	14	15	16	17=14+15+16	18	19	20	21=18+19+20	22
Other Compensation:																					
Personnel Economic Relief Allowance		1,320		1,320	110	110	110	330	110	110	110	330	110	110	110	330	110	110	110	330	1,320
Representation Allowance		510		510	42	42	43	127	42	43	43	128	42	42	43	127	42	43	43	128	510
Transportation Allowance		510		510	43	43	42	128	43	42	42	127	43	43	42	128	43	42	42	127	510
Clothing Allowance		275		275	-	-	-	-	275	-	-	275	-	-	-	-	-	-	-	-	275
Productivity Incentive Benefits		110		110	-	-	110	110	-	-	-	-	-	-	-	-	-	-	-	-	110
Overseas Allowances		-		-	-	-	-	-	-	-	-	-	-	-	-	-	-	-	-	-	-
Bonus		1,667		1,667	-	-	-	-	-	833	-	833	-	-	-	-	-	834	-	834	1,667
Cash Gift		275		275	-	-	-	-	-	137	-	137	-	-	-	-	-	138	-	138	275
Step Increments for Length of Service		50		50	3	3	4	10	3	4	5	12	4	5	5	14	4	5	5	14	50
Total Other Compensation		4,717	-	4,717	198	198	309	705	473	1,169	200	1,842	199	200	200	599	199	1,172	200	1,571	4,717
Fixed Personnel Expenditures:																					
Retirement and Life Insurance Premiums		2,401		2,401	200	200	200	600	200	200	200	600	200	200	200	600	200	200	201	601	2,401
Pag-I.B.I.G Premiums		66		66	5	4	6	15	6	5	6	17	5	6	6	17	6	6	5	17	66
Phil-Health Contributions		184		184	15	15	15	45	15	15	15	45	15	15	16	46	16	16	16	48	184
Employees Compensation and Insurance Premiums		66		66	5	5	5	15	6	6	5	17	7	5	5	17	7	5	5	17	66
Total Fixed Personnel Expenditures		2,717	-	2,717	225	224	226	675	227	226	226	679	227	226	227	680	229	227	227	683	2,717
TOTAL, PERSONAL SERVICES		27,441	1,000	26,441	2,006	2,006	2,119	6,131	2,284	2,979	2,010	7,273	2,010	2,010	2,012	6,032	2,012	2,981	2,012	7,005	26,441
MAINTENANCE AND OTHER OPERATING EXPENSES (MOOE)																					
Traveling Expenses -		3,260		3,260	298	299	335	932	282	283	287	852	277	278	282	837	226	206	207	639	3,260
TEV		-		-	-	-	-	-	-	-	-	-	-	-	-	-	-	-	-	-	-
Traveling		3,260		3,260	298	299	335	932	282	283	287	852	277	278	282	837	226	206	207	639	3,260
Traveling Expenses - Foreign		20		20	1	2	2	5	-	2	3	5	4	1	-	5	1	3	1	5	20
Training and Seminar Expenses		2,232	253	1,979	176	175	189	540	175	175	172	522	172	167	164	503	147	133	134	414	1,979
Scholarship Grants/Expenses		-		-	-	-	-	-	-	-	-	-	-	-	-	-	-	-	-	-	-
Office Supplies Expenses		1,424	71	1,353	120	120	122	362	122	124	123	369	111	112	108	331	97	97	97	291	1,353
Accountable Forms Expenses		31		31	3	3	3	9	4	2	2	8	4	3	2	9	3	1	1	5	31
Food Supplies Expenses		63		63	6	6	6	18	4	6	5	15	6	6	5	17	3	6	4	13	63
Drugs and Medicines Expenses		30		30	2	3	2	7	2	4	2	8	2	4	3	9	1	3	2	6	30
Fuel, Oil and Lubricants Expenses		198	10	188	18	18	19	55	17	16	15	48	14	16	18	48	13	12	12	37	188
Other Supplies and Materials Expenses		1,032	48	984	83	84	83	250	82	83	81	246	82	83	83	248	80	81	79	240	984
Water Expenses		80		80	7	7	6	20	7	7	6	20	7	7	6	20	7	7	6	20	80
Electricity Expenses		370	18	352	29	29	30	88	29	29	30	88	29	29	30	88	29	29	30	88	352

FY 2014 MONTHLY DISBURSEMENT PROGRAM

(In Thousand Pesos)

BED No. 3

Department	:	Department of Labor and Employment
Agency	:	Office of the Secretary
Operating Unit	:	REGION CAR
Organization Code (UACS)		

PARTICULARS	UACS CODE	TOTAL PROGRAM	TAX REM. ADVISE (TRA)	PROGRAM, NET OF TRA	FULL YEAR REQUIREMENT																
					QUARTER 1				QUARTER 2				QUARTER 3				QUARTER 4				FULL YEAR
					JAN	FEB	MAR	TOTAL	APR	MAY	JUNE	TOTAL	JULY	AUG	SEPT	TOTAL	OCT	NOV	DEC	TOTAL	TOTAL
1	2	3	4	5	6	7	8	9=6+7+8	10	11	12	13=10+11+12	14	15	16	17=14+15+16	18	19	20	21=18+19+20	22
Postage and Courier Services		64	-	64	7	7	6	20	5	6	4	15	5	6	6	17	3	4	5	12	64
Mobile		145	3	142	14	14	16	44	12	11	13	36	11	12	12	35	9	8	10	27	142
Landline		675	35	640	66	65	71	202	59	58	58	175	53	53	53	159	34	35	35	104	640
Internet Subscription Expenses		372	15	357	31	31	33	95	29	31	31	91	30	31	31	92	26	26	27	79	357
Cable Satellite, Telegraph and Radio Expenses		168	5	163	15	14	14	43	13	14	14	41	13	14	13	40	13	14	12	39	163
Extraordinary and Miscellaneous Expenses		110	-	110	9	9	9	27	9	10	9	28	9	9	9	27	9	10	9	28	110
Auditing Services		-	-	-	-	-	-	-	-	-	-	-	-	-	-	-	-	-	-	-	-
Consultancy Services		-	-	-	-	-	-	-	-	-	-	-	-	-	-	-	-	-	-	-	-
Other Professional Services		1,076	76	1,000	75	75	88	238	89	88	88	265	88	87	86	261	87	75	74	236	1,000
Janitorial Services		150	15	135	11	12	11	34	11	12	12	35	11	11	11	33	11	11	11	33	135
Security Services		200	20	180	15	15	15	45	15	15	15	45	15	15	15	45	15	15	15	45	180
Repairs and Maintenance - Investment Property		-	-	-	-	-	-	-	-	-	-	-	-	-	-	-	-	-	-	-	-
Communication Networks		-	-	-	-	-	-	-	-	-	-	-	-	-	-	-	-	-	-	-	-
Buildings		83	-	83	7	6	7	20	7	7	7	21	7	7	7	21	7	7	7	21	83
Other Structures		10	-	10	-	1	1	2	1	1	1	3	1	1	-	2	1	1	1	3	10
Office Equipment		42	-	42	3	4	3	10	3	4	4	11	3	4	3	10	3	4	4	11	42
Information and Communication Technology Equipment		-	-	-	-	-	-	-	-	-	-	-	-	-	-	-	-	-	-	-	-
Communication Equipment		-	-	-	-	-	-	-	-	-	-	-	-	-	-	-	-	-	-	-	-
Printing Equipment		-	-	-	-	-	-	-	-	-	-	-	-	-	-	-	-	-	-	-	-
Other Machinery and Equipment		-	-	-	-	-	-	-	-	-	-	-	-	-	-	-	-	-	-	-	-
Motor Vehicles		41	-	41	4	3	3	10	4	3	3	10	4	3	4	11	4	3	3	10	41
Repair and Maintenance - Furniture and Fixtures		21	-	21	2	2	2	6	2	2	1	5	2	1	2	5	2	2	1	5	21
Building and Other Structures		-	-	-	-	-	-	-	-	-	-	-	-	-	-	-	-	-	-	-	-
Building		-	-	-	-	-	-	-	-	-	-	-	-	-	-	-	-	-	-	-	-
Other Property, Plant and Equipment		10	-	10	1	1	1	3	1	1	1	2	1	1	1	3	1	1	1	2	10
Subsidies - Others		48,700	-	48,700	3,454	3,474	3,502	10,430	4,703	4,698	7,206	16,607	9,716	3,952	3,952	17,620	1,318	1,407	1,318	4,043	48,700
Taxes, Duties and Licences		81	-	81	7	7	7	21	7	6	7	20	7	7	6	20	7	6	7	20	81
Fidelity Bond Premiums		2	-	2	2	-	-	2	-	-	-	-	-	-	-	-	-	-	-	-	2
Insurance Expenses		82	-	82	7	7	7	21	7	6	7	20	7	7	7	21	7	6	7	20	82
Advertising Expenses		-	-	-	-	-	-	-	-	-	-	-	-	-	-	-	-	-	-	-	-
Printing and Publication Expenses		598	40	558	41	41	59	141	53	52	52	157	52	52	52	156	47	29	28	104	558
Representation Expenses		1,408	72	1,336	118	118	119	355	116	114	114	344	111	110	112	333	103	100	101	304	1,336
Transportation and Delivery Expenses		-	-	-	-	-	-	-	-	-	-	-	-	-	-	-	-	-	-	-	-
Rents - Building and Structures		-	-	-	-	-	-	-	-	-	-	-	-	-	-	-	-	-	-	-	-
Rents - Motor Vehicles		-	-	-	-	-	-	-	-	-	-	-	-	-	-	-	-	-	-	-	-
Rents - Equipment		470	47	423	35	35	35	105	35	35	36	106	35	35	36	106	35	35	36	106	423
Membership Dues and Contributions to Organizations		-	-	-	-	-	-	-	-	-	-	-	-	-	-	-	-	-	-	-	-
Subscription Expenses		12	-	12	1	1	1	3	1	1	1	3	1	1	1	3	1	1	1	3	12
TOTAL, MOOE		63,260	728	62,532	4,668	4,688	4,807	14,163	5,906	5,906	8,409	20,221	10,890	5,125	5,120	21,135	2,350	2,378	2,285	7,013	62,532


FY 2014 MONTHLY DISBURSEMENT PROGRAM

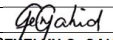
(In Thousand Pesos)


BED No. 3

Department	:	Department of Labor and Employment
Agency	:	Office of the Secretary
Operating Unit	:	REGION CAR
Organization Code (UACS)		

PARTICULARS	UACS CODE	TOTAL PROGRAM	TAX REM. ADVISE (TRA)	PROGRAM, NET OF TRA	FULL YEAR REQUIREMENT																	
					QUARTER 1				QUARTER 2				QUARTER 3				QUARTER 4				FULL YEAR	
					JAN	FEB	MAR	TOTAL	APR	MAY	JUNE	TOTAL	JULY	AUG	SEPT	TOTAL	OCT	NOV	DEC	TOTAL	TOTAL	
1	2	3	4	5	6	7	8	9=6+7+8	10	11	12	13=10+11+12	14	15	16	17=14+15+16	18	19	20	21=18+19+20	22	
CAPITAL OUTLAY (CO)																						
Office Equipment		-		-				-														
Motor Vehicles		3,000	150	2,850			1,425	1,425	1,425			1,425				-					-	2,850
Furnitures, Fixtures and Office Equipment		-		-				-				-				-					-	-
Information Technology (IT) Equipment Outlay		-		-				-				-				-					-	-
TOTAL, CO		3,000	150	2,850			1,425	1,425	1,425			1,425				-					-	2,850
TOTAL DISBURSEMENT PROGRAM		93,701	1,878	91,823	6,674	6,694	8,351	21,719	9,615	8,885	10,419	28,919	12,900	7,135	7,132	27,167	4,362	5,359	4,297	14,018	91,823	

Prepared by:

GRACELYN W. BARTON
 Budget Officer III
 Date: November 28, 2013


GENELYN G. CAHID*
 Accountant III
 Date: November 28, 2013

Approved:

HENRY JOHN S. JALBUENA
 Regional Director
 Date: November 28, 2013