

STATISTICAL PERFORMANCE REPORTING SYSTEM
CORE INDICATORS
 Period covered: June 2019

Regional Office: CORDILLERA ADMINISTRATIVE REGION

Program/Indicators	Total RO		Accomplishments by Provincial / Field Office												Remarks (for Bureaus/Program Managers use)	
			Abra		Apayao		Benguet		Ifugao		Kalinga		Mt. Province			
	Actual	Female	Actual	Female	Actual	Female	Actual	Female	Actual	Female	Actual	Female	Actual	Female		
Special Program for the Employment of Students (SPES)																
Youth placed	1,105	747	199	117	236	139	349	252	119	95	171	127	31	17		
Students	1,069	727	165	98	236	139	349	252	118	95	170	126	31	17		
High School	775	516	130	77	236	139	233	166	81	72	95	62				
College	291	208	35	21			116	86	37	23	72	61	31	17		
Tech-Voc	3	3									3	3				
Out-of-School Youh	36	20	34	19					1		1	1				
Government Internship Program (GIP)																
Number of youth assisted	-	-														
JobStart Philippines																
Number of JobStart graduates	-	-														
Number of youth provided with trainings	-	-	-	-	-	-	-	-	-	-	-	-	-	-	-	
Number of youth provided with life skills training	-	-														
Number of youth provided with technical training	-	-														
Number of youth provided with internship training	-	-														
Number of youth placed	-	-														
Public Employment Services through PESO																
Job vacancies solicited	-	-														
Job applicants registered	14,803	4,775	2,859	1,259	1,416	904	4,518	-	1,952	720	1,290	429	2,768	1,463		
Job applicants referred for training	4,399	2,512	32	19	1,390	895	31		70	69	108	66	2,768	1,463		
Job applicants referred for placement	10,404	2,263	2,827	1,240	26	9	4,487		1,882	651	1,182	363				
Job applicants placed	14,256	4,348	2,805	1,214	1,128	693	4,487	-	1,882	651	1,186	327	2,768	1,463		
Private sector	5,725	737	7	7	1,128	693	4,487				103	37				




	Government sector	8,521	3,601	2,798	1,207					1,872	641	1,083	290	2,768	1,463	
	Overseas	10	10							10	10					
Labor Market Information (LMI)																
	Individuals reached	9,035	3,243	2,861	1,248	1,337	855	2,195	-	72	46	1,120	355	1,450	739	
	Youth	2,421	133			226	133	2,195								
	Non-youth	6,614	3,110	2,861	1,248	1,111	722			72	46	1,120	355	1,450	739	
	Institutions reached	68	NA	19	NA	6	NA	40	NA	1	NA	2	NA		NA	
Job Fairs																
	Jobs Fairs conducted	9	NA	-	NA	5	NA	1	NA	1	NA	2	NA	-	NA	
	Local	5	NA		NA	2	NA	1	NA	1	NA	1	NA		NA	
	Overseas	4	NA		NA	3	NA		NA		NA	1	NA		NA	
	Participating establishments/ employers	72	NA	-	NA	6	NA	40	NA	10	NA	16	NA	-	NA	
	For local placement	46	NA		NA	2	NA	28	NA	5	NA	11	NA		NA	
	For overseas placement	26	NA		NA	4	NA	12	NA	5	NA	5	NA		NA	
	Job vacancies solicited / reported	9,032	NA	-	NA	1,328	NA	3,916	NA	1,951	NA	1,837	NA	-	NA	
	For local placement	2,869	NA		NA	1,328	NA	1,063	NA	181	NA	297	NA		NA	
	For overseas placement	6,163	NA		NA		NA	2,853	NA	1,770	NA	1,540	NA		NA	
	Placement Rate	9.87%	8.16%	#DIV/0!	#DIV/0!	#DIV/0!	#DIV/0!	10.25%	9.89%	0.00%	0.00%	9.74%	4.90%	#DIV/0!	#DIV/0!	
	Job applicantsts registered	1,520	882					1,181	627	72	51	267	204			
	Total applicants placed/Hired on the Spot (HOTS)	150	72			3		121	62			26	10			
	Job applicants referred	1,438	266					1,181	67			257	199			
	Job Fair Permit Issued	-	NA		NA		NA		NA		NA		NA		NA	
	Job Fair Clearance Issued	-	NA		NA		NA		NA		NA		NA		NA	
	Job Applicants Qualified	1,244	730					987	531			257	199			
	Near Hire Applicants	987	531					987	531							
	Job Applicant Interviews	1,244	760					1,101	572			143	188			

	Applicants referred for skills training	#REF!	12									12			
	Applicants referred for livelihood assistance and/or business opportunity	-	-												
	Applicants referred to other participating agency	-	-												
Employment Facilitation Through Private Employment Agencies (PEAs)															
	PEAs placement	-	-												
Capability-Building Program for Partners on Employment Facilitation															
TRAININGS FOR PESOs															
	Trainings conducted for PESOs	-	NA		NA		NA		NA		NA		NA		NA
	PESOs covered	-	NA		NA		NA		NA		NA		NA		NA
	PESO participants	-	-												
ORIENTATIONS FOR PESOs															
	Orientations conducted for PESOs	-	NA		NA		NA		NA		NA		NA		NA
	PESOs covered	-	NA		NA		NA		NA		NA		NA		NA
	PESO participants	-	-												
Career Guidance and Employment Coaching															
TRAININGS FOR CAREER GUIDANCE COUNSELORS (CGCs) NETWORK															
	Trainings conducted for CGC Networks	-	NA		NA		NA		NA		NA		NA		NA
	CGC Networks covered	-	NA		NA		NA		NA		NA		NA		NA
	CGC Networks members covered	-	-												
ORIENTATIONS FOR CAREER GUIDANCE COUNSELORS (CGCs) NETWORK															
	Orientations conducted for CGC Networks	-	NA		NA		NA		NA		NA		NA		NA
	CGC Networks covered	-	NA		NA		NA		NA		NA		NA		NA
	CGC Networks members covered	-	-												
CAREER GUIDANCE ADVOCACIES															
	Career guidance advocacies conducted	-	NA		NA		NA		NA		NA		NA		NA
	Students / parents covered	-	-												
	Schools/Universities/Colleges covered	-	NA		NA		NA		NA		NA		NA		NA
EMPLOYMENT COACHING															

	Employment coaching conducted on job applicants	29	NA	13	NA	5	NA	11	NA		NA		NA		NA	
	Job applicants coached	3,308	1,512	2,859	1,248	241	147	208	117							
Employment Regulation																
PRIVATE EMPLOYMENT AGENCIES (PEAs)																
	Licenses issued	-	NA	-	NA	-	NA	-	NA	-	NA	-	NA	-	NA	
	New	-	NA		NA		NA		NA		NA		NA		NA	
	Renewal	-	NA		NA		NA		NA		NA		NA		NA	
	Authority/ies issued to Operate Branch office	-	NA		NA		NA		NA		NA		NA		NA	
	New	-	NA		NA		NA		NA		NA		NA		NA	
	Authority/ies issued to Recruit	-	NA		NA		NA		NA		NA		NA		NA	
	New	-	NA		NA		NA		NA		NA		NA		NA	
	Licenses cancelled / revoked	-	NA		NA		NA		NA		NA		NA		NA	
	PEAs suspended / fined	-	NA		NA		NA		NA		NA		NA		NA	
	PEAs ceased to operate	-	NA		NA		NA		NA		NA		NA		NA	
ALIEN EMPLOYMENT PERMIT (AEP)																
	Application for permit filed	-	NA	-	NA	-	NA	-	NA	-	NA	-	NA	-	NA	
	New	-	NA		NA		NA		NA		NA		NA		NA	
	Renewal	-	NA		NA		NA		NA		NA		NA		NA	
	AEPs issued	-	NA	-	NA	-	NA	-	NA	-	NA	-	NA	-	NA	
	New	-	NA		NA		NA		NA		NA		NA		NA	
	Renewal	-	NA		NA		NA		NA		NA		NA		NA	
	AEP applications denied	-	NA		NA		NA		NA		NA		NA		NA	
	New	-	NA		NA		NA		NA		NA		NA		NA	
	AEPs cancelled / revoked	-	NA		NA		NA		NA		NA		NA		NA	
	Motions for reconsideration or appeal on application for AEP (RO to OSEC)	-	NA	-	NA	-	NA	-	NA	-	NA	-	NA	-	NA	
	Approved	-	NA		NA		NA		NA		NA		NA		NA	

	Denied	-	NA	NA	NA	NA	NA	NA	NA	NA	NA	NA	NA	NA
--	--------	---	----	----	----	----	----	----	----	----	----	----	----	----

For ROs' use

Prepared by:	Reviewed by:	Approved by:
		
<u>JULIENNE L. FORTUNATO</u> Planning Officer/Technical Staff	<u>GEORGE JR. G LUBIN</u> Division Chief	<u>EXEQUIEL RONIE A. GUZMAN</u> Regional Director
Date:	Date:	Date:

For Bureaus' use

Validated by:	Reviewed by:	Approved by:
_____	_____	_____
Planning Officer	Division Chief	Bureau Director
Date:	Date:	Date: