

**STATISTICAL PERFORMANCE REPORTING SYSTEM
CORE INDICATORS
Period covered: May 2019**

Regional Office: CORDILLERA ADMINISTRATIVE REGION

Program/Indicators	Total RO		Accomplishments by Provincial / Field Office												Remarks (for Bureaus/Program Managers use)	
			Abra		Apayao		Benguet		Ifugao		Kalinga		Mt. Province			
	Actual	Female	Actual	Female	Actual	Female	Actual	Female	Actual	Female	Actual	Female	Actual	Female		
Special Program for the Employment of Students (SPES)																
Youth placed	1,225	748	434	274	-	-	283	207	281	137	227	130	-	-		
Students	924	607	416	270	-	-	282	207			226	130	-	-		
High School	989	598	320	213			232	158	252	124	185	103				
College	212	143	96	57			50	49	29	13	37	24				
Tech-Voc	4	3									4	3				
Out-of-School Youh	20	4	18	4			1				1					
Government Internship Program (GIP)																
Number of youth assisted	-	-														
JobStart Philippines																
Number of JobStart graduates	-	-														
Number of youth provided with trainings	-	-	-	-	-	-	-	-	-	-	-	-	-	-	-	
Number of youth provided with life skills training	-	-														
Number of youth provided with technical training	-	-														
Number of youth provided with internship training	-	-														
Number of youth placed	-	-														
Public Employment Services through PESO																
Job vacancies solicited	30,600	1,453	1,051	-	2	-	20,511	-	2,667	-	3,711	-	2,658	1,453		
Job applicants registered	16,918	8,729	1,089	461	533	313	5,876	2,973	2,678	1,730	4,084	1,799	2,658	1,453		
Job applicants referred for training	2,150	1,280	243	237	-	-	324	205	45	37	1,538	801				
Job applicants referred for placement	15,145	7,768	1,025	414	533	313	5,868	2,957	2,633	1,709	2,428	922	2,658	1,453		
Job applicants placed	12,783	7,250	873	999	497	282	3,493	1,854	1,709	1,201	3,681	1,529	2,530	1,385		




	Private sector	4,236	2,255	102	75	497	282	3,493	1,854	-	-	144	44	-	-	
	Government sector	8,496	4,955	770	923	-	-			1,703	1,195	3,493	1,452	2,530	1,385	
	Overseas	51	40	1	1	-	-			6	6	44	33			
Labor Market Information (LMI)																
	Individuals reached	10,438	5,377	1,042	428	1,009	591	3,114	1,412	770	513	3,313	1,786	1,190	647	
	Youth	4,686	2,451	295	191			3,114	1,412	722	489	555	359			
	Non-youth	4,562	2,279	747	237	1,009	591			48	24	2,758	1,427			
	Institutions reached	183		16	NA	4	NA	107	NA	47	NA	5	NA	4	NA	
Job Fairs																
	Jobs Fairs conducted	2	NA	-	NA	-	NA	2	NA	-	NA	-	NA	-	NA	
	Local	1	NA	-	NA		NA	1	NA		NA		NA		NA	
	Overseas	1	NA	-	NA		NA	1	NA		NA		NA		NA	
	Participating establishments/ employers	81	NA	-	NA	-	NA	81	NA	-	NA	-	NA	-	NA	
	For local placement	71	NA	-	NA		NA	71	NA		NA		NA		NA	
	For overseas placement	10	NA	-	NA		NA	10	NA		NA		NA		NA	
	Job vacancies solicited / reported	18,156	NA	-	NA	-	NA	18,156	NA	-	NA	-	NA	-	NA	
	For local placement	4,007	NA	-	NA		NA	4,007	NA		NA		NA		NA	
	For overseas placement	14,149	NA		NA		NA	14,149	NA		NA		NA		NA	
	Placement Rate	#DIV/0!	12.83%	#DIV/0!	#DIV/0!	#DIV/0!	#DIV/0!	14.79%	12.83%	#DIV/0!	#DIV/0!	#DIV/0!	#DIV/0!	#DIV/0!	#DIV/0!	
	Job applicants registered	2,528	1,076	-	-	-	-	2,528	1,076	-	-	-	-	-	-	
	Total applicants placed/Hired on the Spot (HOTS)	374	138	-	-	-	-	374	138	-	-	-	-	-	-	
	Job applicants referred	2,528	1,076	-				2,528	1,076							
	Job Fair Permit Issued	-	NA	-	NA		NA		NA		NA		NA		NA	
	Job Fair Clearance Issued	-	NA		NA		NA		NA		NA		NA		NA	
	Job Applicants Qualified	167	142	-				167	142							
	Near Hire Applicants	167	142	-				167	142							

	Job Applicant Interviews	228	183	-				228	183						
	Applicants referred for skills training	-	-												
	Applicants referred for livelihood assistance and/or business opportunity	-	-												
	Applicants referred to other participating agency	-	-												
Employment Facilitation Through Private Employment Agencies (PEAs)															
	PEAs placement	-	-												
Capability-Building Program for Partners on Employment Facilitation															
TRAININGS FOR PESOs															
	Trainings conducted for PESOs	-	NA		NA		NA		NA		NA		NA		NA
	PESOs covered	-	NA		NA		NA		NA		NA		NA		NA
	PESO participants	-	-												
ORIENTATIONS FOR PESOs															
	Orientations conducted for PESOs	-	NA		NA		NA		NA		NA		NA		NA
	PESOs covered	-	NA		NA		NA		NA		NA		NA		NA
	PESO participants	-	-												
Career Guidance and Employment Coaching															
TRAININGS FOR CAREER GUIDANCE COUNSELORS (CGCs) NETWORK															
	Trainings conducted for CGC Networks	-	NA		NA		NA		NA		NA		NA		NA
	CGC Networks covered	-	NA		NA		NA		NA		NA		NA		NA
	CGC Networks members covered	-	-												
ORIENTATIONS FOR CAREER GUIDANCE COUNSELORS (CGCs) NETWORK															
	Orientations conducted for CGC Networks	-	NA		NA		NA		NA		NA		NA		NA
	CGC Networks covered	-	NA		NA		NA		NA		NA		NA		NA
	CGC Networks members covered	-	-												
CAREER GUIDANCE ADVOCACIES															
	Career guidance advocacies conducted	11	NA		NA		NA	2		5		4	NA		NA
	Students / parents covered	1,242	818					393	251	722	489	127	78		
	Schools/Universities/Colleges covered	15	NA		NA		NA	3		8		4	NA		NA

EMPLOYMENT COACHING																
	Employment coaching conducted on job applicants	32	NA	14		4		1		5		8	NA		NA	
	Job applicants coached	4,952	2,519	1,042	428	336	196	3	3	722	489	2,849	1,403			
Employment Regulation																
PRIVATE EMPLOYMENT AGENCIES (PEAs)																
	Licenses issued	-	NA	-	NA	-	NA	-	NA	-	NA	-	NA	-	NA	
	New	-	NA		NA		NA		NA		NA		NA		NA	
	Renewal	-	NA		NA		NA		NA		NA		NA		NA	
	Authority/ies issued to Operate Branch office	-	NA		NA		NA		NA		NA		NA		NA	
	New	-	NA		NA		NA		NA		NA		NA		NA	
	Authority/ies issued to Recruit	-	NA		NA		NA		NA		NA		NA		NA	
	New	-	NA		NA		NA		NA		NA		NA		NA	
	Licenses cancelled / revoked	-	NA		NA		NA		NA		NA		NA		NA	
	PEAs suspended / fined	-	NA		NA		NA		NA		NA		NA		NA	
	PEAs ceased to operate	-	NA		NA		NA		NA		NA		NA			
ALIEN EMPLOYMENT PERMIT (AEP)																
	Application for permit filed	4	NA	-	NA	-	NA	4	NA	-	NA	-	NA	-	NA	
	New	3	NA		NA		NA	3	NA		NA		NA		NA	
	Renewal	1	NA		NA		NA	1	NA		NA		NA		NA	
	AEPs issued	4	NA	-	NA	-	NA	4	NA	-	NA	-	NA	-	NA	
	New	3	NA		NA		NA	3	NA		NA		NA		NA	
	Renewal	1	NA		NA		NA	1	NA		NA		NA		NA	
	AEP applications denied	-	NA		NA		NA		NA		NA		NA		NA	
	New	-	NA		NA		NA		NA		NA		NA		NA	
	AEPs cancelled / revoked	-	NA		NA		NA		NA		NA		NA		NA	
	Motions for reconsideration or appeal on application for AEP (RO to OSEC)	-	NA	-	NA	-	NA	-	NA	-	NA	-	NA	-	NA	

	Approved	-	NA		NA		NA		NA		NA		NA		NA
	Denied	-	NA		NA		NA		NA		NA		NA		NA

For ROs' use

Prepared by:	Reviewed by:	Approved by:
		
<u>JULIENNE L. FORTUNATO</u>	<u>GEORGE JR. G. LUBIN</u>	<u>EXEQUIEL RONIE A. GUZMAN</u>
Planning Officer/Technical Staff	Division Chief	Regional Director
Date: JUNE 17, 2019	Date: JUNE 17, 2019	Date: JUNE 17, 2019

For Bureaus' use

Validated by:	Reviewed by:	Approved by:
_____	_____	_____
Planning Officer	Division Chief	Bureau Director
Date:	Date:	Date: