

STATISTICAL PERFORMANCE REPORTING SYSTEM
CORE INDICATORS
 Period covered: November 2019

Regional Office: CORDILLERA ADMINISTRATIVE REGION




Program/Indicators	Total RO		Accomplishments by Provincial / Field Office												Remarks (for Bureaus/Program Managers use)	
			Abra		Apayao		Benguet		Ifugao		Kalinga		Mt. Province			
	Actual	Female	Actual	Female	Actual	Female	Actual	Female	Actual	Female	Actual	Female	Actual	Female		
Special Program for the Employment of Students (SPES)																
Youth placed	-	-	-	-	-	-	-	-	-	-	-	-	-	-	-	-
Students	-	-	-	-	-	-	-	-	-	-	-	-	-	-	-	-
High School	-	-														
College	-	-														
Tech-Voc	-	-														
Out-of-School Youh	-	-														
Government Internship Program (GIP)																
Number of youth assisted	-	-														
JobStart Philipines																
Number of JobStart graduates	-	-														
Number of youth provided with trainings	-	-	-	-	-	-	-	-	-	-	-	-	-	-	-	-
Number of youth provided with life skills training	-	-														
Number of youth provided with technical training	-	-														
Number of youth provided with internship training	-	-														
Number of youth placed	-	-														
Public Employment Services through PESO																
Job vacancies solicited	17,974	NA						14,964	NA	788		2,222	NA			
Job applicants registered	8,255	4,798	834	429	50	32	4,041	2,148	589	344	2,741	1,845	-	-		
Job applicants referred for training	527	388	111	87			55	17			361	284				
Job applicants referred for placement	7,233	3,925	832	486	50	32	3,506	1,700	561	321	2,284	1,386				

	Job applicants placed	7,798	4,037	1,171	610	50	32	3,392	1,662	561	93	2,624	1,640	-	-	
	Private sector	3,997	1,770			50	32	3,392	1,662	491	38	64	38			
	Government sector	3,775	2,246	1,171	610					70	55	2,534	1,581			
	Overseas	26	21									26	21			
Labor Market Information (LMI)																
	Individuals reached	8,175	5,140	871	517	88	48	3,906	2,404	989	562	2,321	1,609	-	-	
	Youth	4,634	2,867					3,906	2,404	555	341	173	122			
	Non-youth	3,541	2,273	871	517	88	48			434	221	2,148	1,487			
	Institutions reached	68	NA	19			NA	35	NA	2	NA	12	NA		NA	
Job Fairs																
	Jobs Fairs conducted	2	NA	-	NA	-	NA	2	NA	-	NA	-	NA	-	NA	
	Local	2	NA		NA		NA	2	NA		NA		NA		NA	
	Overseas	-	NA		NA		NA		NA		NA		NA		NA	
	Participating establishments/ employers	29	NA	-	NA	-	NA	29	NA	-	NA	-	NA	-	NA	
	For local placement	21	NA		NA		NA	21	NA		NA		NA		NA	
	For overseas placement	8	NA		NA		NA	8	NA		NA		NA		NA	
	Job vacancies solicited / reported	7,669	NA	-	NA	-	NA	7,669	NA	-	NA	-	NA	-	NA	
	For local placement	3,672	NA		NA		NA	3,672	NA		NA		NA		NA	
	For overseas placement	3,997	NA		NA		NA	3,997	NA		NA		NA		NA	
	Placement Rate	6.14%	6.32%	#DIV/0!	#DIV/0!	#DIV/0!	#DIV/0!	6.14%	6.32%	#DIV/0!	#DIV/0!	#DIV/0!	#DIV/0!	#DIV/0!	#DIV/0!	
	Job applicansts registered	635	380					635	380							
	Total applicants placed/Hired on the Spot (HOTS)	39	24					39	24							
	Job applicants referred	635	400					635	400							
	Job Fair Permit Issued	-	NA		NA		NA		NA		NA		NA		NA	

	Job Fair Clearance Issued	-	NA		NA		NA		NA		NA		NA		NA
	Job Applicants Qualified	560	360					560	360						
	Near Hire Applicants	560	360					560	360						
	Job Applicant Interviews	658	406					658	406						
	Applicants referred for skills training	-	-												
	Applicants referred for livelihood assistance and/or business opportunity	-	-												
	Applicants referred to other participating agency	-	-												
Employment Facilitation Through Private Employment Agencies (PEAs)															
	PEAs placement	-	-												
Capability-Building Program for Partners on Employment Facilitation															
TRAININGS FOR PESOs															
	Trainings conducted for PESOs	-	NA		NA		NA		NA		NA		NA		NA
	PESOs covered	-	NA		NA		NA		NA		NA		NA		NA
	PESO participants	-	-												
ORIENTATIONS FOR PESOs															
	Orientations conducted for PESOs	2	NA		NA	1	NA		NA		NA	1	NA		NA
	PESOs covered	18	NA		NA	9	NA		NA		NA	9	NA		NA
	PESO participants	26	11			9	8					17	3		
Career Guidance and Employment Coaching															
TRAININGS FOR CAREER GUIDANCE COUNSELORS (CGCs) NETWORK															
	Trainings conducted for CGC Networks	-	NA		NA		NA		NA		NA		NA		NA
	CGC Networks covered	-	NA		NA		NA		NA		NA		NA		NA
	CGC Networks members covered	-	-												
ORIENTATIONS FOR CAREER GUIDANCE COUNSELORS (CGCs) NETWORK															
	Orientations conducted for CGC Networks	-	NA		NA		NA		NA		NA		NA		NA
	CGC Networks covered	-	NA		NA		NA		NA		NA		NA		NA

	CGC Networks members covered	-	-													
CAREER GUIDANCE ADVOCACIES																
	Career guidance advocacies conducted	12	NA		NA		NA	10	NA		NA	2			NA	
	Students / parents covered	1,891	1,165					1,779	1,096			112	69			
	Schools/Universities/Colleges covered	4	NA		NA		NA	2			NA	2	NA		NA	
EMPLOYMENT COACHING																
	Employment coaching conducted on job applicants	39	NA	15		3		7		2		12	NA		NA	
	Job applicants coached	4,099	2,597	834	429	38	16	1,024	630	55	35	2,148	1,487			
Employment Regulation																
PRIVATE EMPLOYMENT AGENCIES (PEAs)																
	Licenses issued	-	NA	-	NA	-	NA	-	NA	-	NA	-	NA	-	NA	
	New	-	NA		NA		NA		NA		NA		NA		NA	
	Renewal	-	NA		NA		NA		NA		NA		NA		NA	
	Authority/ies issued to Operate Branch office	-	NA		NA		NA		NA		NA		NA		NA	
	New	-	NA		NA		NA		NA		NA		NA		NA	
	Authority/ies issued to Recruit	-	NA		NA		NA		NA		NA		NA		NA	
	New	-	NA		NA		NA		NA		NA		NA		NA	
	Licenses cancelled / revoked	-	NA		NA		NA		NA		NA		NA		NA	
	PEAs suspended / fined	-	NA		NA		NA		NA		NA		NA		NA	
	PEAs ceased to operate	-	NA		NA		NA		NA		NA		NA			
ALIEN EMPLOYMENT PERMIT (AEP)																
	Application for permit filed	7	NA	-	NA	-	NA	7	NA	-	NA	-	NA	-	NA	
	New	3	NA		NA		NA	3	NA		NA		NA		NA	
	Renewal	4	NA		NA		NA	4	NA		NA		NA		NA	
	AEPs issued	7	NA	-	NA	-	NA	7	NA	-	NA	-	NA	-	NA	

	New	3	NA		NA		NA	3	NA		NA		NA		NA
	Renewal	4	NA		NA		NA	4	NA		NA		NA		NA
	AEP applications denied	-	NA		NA		NA		NA		NA		NA		NA
	New	-	NA		NA		NA		NA		NA		NA		NA
	AEPs cancelled / revoked	-	NA		NA		NA		NA		NA		NA		NA
	Motions for reconsideration or appeal on application for AEP (RO to OSEC)	-	NA	-	NA	-	NA	-	NA	-	NA	-	NA	-	NA
	Approved	-	NA		NA		NA		NA		NA		NA		NA
	Denied	-	NA		NA		NA		NA		NA		NA		NA

For ROs' use		
Prepared by:  MYRENE A. BOSLENG Planning Officer/Technical Staff	Reviewed by:  GEORGE G. LUBIN, JR. Division Chief	Approved by:  EXEQUIEL RONIE A. GUZMAN Regional Director
Date: 11 DECEMBER 2019	Date:	Date:
For Bureaus' use		
Validated by: _____ Planning Officer	Reviewed by: _____ Division Chief	Approved by: _____ Bureau Director
Date:	Date:	Date: