

**STATISTICAL PERFORMANCE REPORTING SYSTEM
CORE INDICATORS
Period covered: May 2019**


Regional Office: CORDILLERA ADMINISTRATIVE REGION

Program/Indicators	Total RO		Accomplishments by Provincial / Field Office												Remarks (for Bureaus/Program Managers use)
			Abra		Apayao		Benguet		Ifugao		Kalinga		Mt. Province		
	Actual	Female	Actual	Female	Actual	Female	Actual	Female	Actual	Female	Actual	Female	Actual	Female	
DOLE Integrated Livelihood and Emergency Employment Program (DILEEP): DOLE Integrated Livelihood Program															
I. INDIVIDUAL PROJECT															
	number of workers assisted	90			17	5	18	18	55	47	-	-	-	-	
	Formation Project	6	NA			2	NA	2	NA	2	NA				NA
	number of workers provided with livelihood formation assistance	28	14			14	4			14	10				
	Enhancement Project	2	NA		NA	2	1		NA		NA		NA		NA
	number of workers provided with livelihood enhancement assistance	47	42			2	1	4	4	41	37				
	Restoration Project	2	NA		NA	1	NA	1	NA		NA		NA		NA
	number of workers provided with livelihood restoration assistance	15	14			1		14	14						
II. GROUP PROJECT		2	NA	1	NA	1	NA	-	NA	-	NA	-	NA	-	NA
	number of workers assisted	416	190	386	170	30	20	-	-	-	-	-	-	-	-
	Formation Project	2	NA	1	NA	1	NA				NA		NA		NA
	number of workers provided with livelihood formation assistance	416	190	386	170	30	20								
	Enhancement Project	-	NA		NA						NA		NA		NA
	number of workers provided with livelihood enhancement assistance	-	-												
	Restoration Project	-	NA		NA		NA		NA		NA		NA		NA
	number of workers provided with livelihood restoration assistance	-	-												
DOLE Integrated Livelihood and Emergency Employment Program (DILEEP): Emergency Employment															
	Number of workers provided with emergency employment assistance	1,285	-	-	-	1,285	-	-	-	-	-	-	-	-	-
	TUPAD-Regular	-	-												
	TUPAD SPF	1,285	-			1,285									
Coverage of Informal Sector to Group Micro-insurance															

	Number of informal sector workers covered under group micro-insurance	1,323	19			1,323	19									
Child Labor Prevention and Elimination Program																
	Number of children <u>removed</u> from child labor (through):	-	-	-	-	-	-	-	-	-	-	-	-	-	-	-
	Livelihood assistance to parents/guardians of child laborers	-	-													
	Sagip Batang Manggagawa	-	-													
	Rescue operations conducted	-	-													
	Number of children <u>prevented</u> from engaging in child labor through livelihood assistance to parents/guardians of children-at-risk of becoming child laborers	-	-													
Family Welfare Program (FWP)																
	Number of LLCs assessed establishments without FWP, provided assistance in setting up FWC	-	NA		NA		NA		NA		NA		NA		NA	
	number of workers covered under establishments without FWPs provided assistance in setting up FWP.	-	-													
Social Amelioration Program in the Sugar Industry (SAP)																
Maternity Benefit Program																
	number of beneficiaries	-	-													
	amount paid	-	NA		NA		NA		NA		NA		NA		NA	
Death Benefit Program																
	number of beneficiaries	-	-													
	amount paid	-	NA		NA		NA		NA		NA		NA		NA	
Working Child Permit (WCP)																
	number of children issued with WCPs	-	-	-	-	-	-	-	-	-	-	-	-	-	-	-
	Public entertainment/information	-	-													
	Family undertaking	-	-													
	number of work permits issued	-	-	-	-	-	-	-	-	-	-	-	-	-	-	-
	Public entertainment/information	-	-													
	Family undertaking	-	-													

For ROs' use


Prepared by:



JULIENNE L. FORTUNATO
Planning Officer/Technical Staff

Date: JUNE 17, 2019


Reviewed by:



GEORGE JR. G. LUBIN
Division Chief

Date: JUNE 17, 2019

Approved by:



EXEQUIEL RONIE A. GUZMAN, CESO IV
Regional Director

Date: JUNE 17, 2019

For Bureaus' use

Validated by:

Planning Officer

Date:

Reviewed by:

Division Chief

Date:

Approved by:

Bureau Director

Date: