

STATISTICAL PERFORMANCE REPORTING SYSTEM
CORE INDICATORS
 Period covered: December 2019


Regional Office: CORDILLERA ADMINISTRATIVE REGION


Program/Indicators	Total RO		Accomplishments by Provincial / Field Office												Remarks (for Bureaus/Program Managers use)
			Abra		Apayao		Benguet		Ifugao		Kalinga		Mt. Province		
	Actual	Female	Actual	Female	Actual	Female	Actual	Female	Actual	Female	Actual	Female	Actual	Female	
DOLE Integrated Livelihood and Emergency Employment Program (DILEEP): DOLE Integrated Livelihood Program															
I. INDIVIDUAL PROJECT	45	NA	5	NA	4	NA	6	NA	1	NA	9	NA	20	NA	
number of workers assisted	209	119	5	5	74	49	6	6	1	1	103	44	20	14	
Formation Project	32	NA	3	NA	2	NA		NA	1	NA	7	NA	19	NA	
number of workers provided with livelihood formation assistance	60	46	3	3	30	26			1	1	7	3	19	13	
Enhancement Project	10	NA	2	NA	1	NA	6	NA		NA		NA	1	NA	
number of workers provided with livelihood enhancement assistance	10	10	2	2	1	1	6	6					1	1	
Restoration Project	3	NA		NA	1	NA		NA		NA	2	NA		NA	
number of workers provided with livelihood restoration assistance	139	63			43	22					96	41			
II. GROUP PROJECT	2	NA	-	NA	1	NA	1	NA	-	NA	-	NA	-	NA	
number of workers assisted	65	44	-	-	41	30	24	14	-	-	-	-	-	-	
Formation Project	-	NA		NA		NA		NA		NA		NA		NA	
number of workers provided with livelihood formation assistance	-	-													
Enhancement Project	2	NA		NA	1	NA	1	NA		NA		NA		NA	
number of workers provided with livelihood enhancement assistance	65	44			41	30	24	14							
Restoration Project	-	NA		NA		NA		NA		NA		NA		NA	
number of workers provided with livelihood restoration assistance	-	-													
DOLE Integrated Livelihood and Emergency Employment Program (DILEEP): Emergency Employment															
Number of workers provided with emergency employment assistance	-	-	-	-	-	-	-	-	-	-	-	-	-	-	
TUPAD-Regular	-	-													
TUPAD SPF	-	-													


Coverage of Informal Sector to Group Micro-insurance																
	Number of informal sector workers covered under group micro-insurance	-	-													
Child Labor Prevention and Elimination Program																
	Number of children <u>removed</u> from child labor (through):	-	-	-	-	-	-	-	-	-	-	-	-	-	-	-
	Livelihood assistance to parents/guardians of child laborers	-	-													
	Sagip Batang Manggagawa	-	-													
	Rescue operations conducted	-	-													
	Number of children <u>prevented</u> from engaging in child labor through livelihood assistance to parents/guardians of children-at-risk of becoming child laborers	-	-													
Family Welfare Program (FWP)																
	Number of LLCS assessed establishments without FWP, provided assistance in setting up FWC	-	NA	NA	NA	NA	NA	NA	NA	NA	NA	NA	NA	NA	NA	NA
	number of workers covered under establishments without FWPs provided assistance in setting up FWP.	-	-													
Social Amelioration Program in the Sugar Industry (SAP)																
Maternity Benefit Program																
	number of beneficiaries	-	-													
	amount paid	-	NA	NA	NA	NA	NA	NA	NA	NA	NA	NA	NA	NA	NA	NA
Death Benefit Program																
	number of beneficiaries	-	-													
	amount paid	-	NA	NA	NA	NA	NA	NA	NA	NA	NA	NA	NA	NA	NA	NA
Working Child Permit (WCP)																
	number of children issued with WCPs	-	-	-	-	-	-	-	-	-	-	-	-	-	-	-
	Public entertainment/information	-	-													
	Family undertaking	-	-													
	number of work permits issued	-	-	-	-	-	-	-	-	-	-	-	-	-	-	-

	Public entertainment/information	-	-													
	Family undertaking	-	-													

For ROs' use

Prepared by:  **MYRENE A. BOSLENG**
 Planning Officer/Technical Staff

Reviewed by:  **GEORGE G. LUBIN, JR.**
 Division Chief

Approved by:  **EXEQUIEL RONIE A. GUZMAN**
 Regional Director

Date: _____ Date: _____ Date: _____

For Bureaus' use

Validated by: _____
 Planning Officer

Reviewed by: _____
 Division Chief

Approved by: _____
 Bureau Director

Date: _____ Date: _____ Date: _____