

STATISTICAL PERFORMANCE REPORTING SYSTEM
CORE INDICATORS
 Period covered: November 2019


Regional Office: CORDILLERA ADMINISTRATIVE REGION

Program/Indicators	Total RO		Accomplishments by Provincial / Field Office												Remarks (for Bureaus/Program Managers use)
			Abra		Apayao		Benguet		Ifugao		Kalinga		Mt. Province		
	Actual	Female	Actual	Female	Actual	Female	Actual	Female	Actual	Female	Actual	Female	Actual	Female	
DOLE Integrated Livelihood and Emergency Employment Program (DILEEP): DOLE Integrated Livelihood Program															
I. INDIVIDUAL PROJECT	30	NA	14	NA	5	NA	10	NA	-	NA	1	NA	-	NA	
number of workers assisted	42	17	-	-	31	14	10	2	-	-	1	1	-	-	
Formation Project	28	NA	14	NA	3	NA	10	NA		NA	1	NA		NA	
number of workers provided with livelihood formation assistance	37	13			26	10	10	2			1	1			
Enhancement Project	2	NA		NA	2	NA		NA		NA		NA		NA	
number of workers provided with livelihood enhancement assistance	5	4			5	4									
Restoration Project	-	NA		NA		NA		NA		NA		NA		NA	
number of workers provided with livelihood restoration assistance	-	-													
II. GROUP PROJECT	4	NA	1	NA	-	NA	-	NA	-	NA	3	NA	-	NA	
number of workers assisted	196	127	55	37	-	-	-	-	-	-	141	90	-	-	
Formation Project	3	NA	1	NA		NA		NA		NA	2	NA		NA	
number of workers provided with livelihood formation assistance	150	105	55	37							95	68			
Enhancement Project	1	NA		NA		NA		NA		NA	1	NA		NA	
number of workers provided with livelihood enhancement assistance	46	22									46	22			
Restoration Project	-	NA		NA		NA		NA		NA		NA		NA	
number of workers provided with livelihood restoration assistance	-	-													
DOLE Integrated Livelihood and Emergency Employment Program (DILEEP): Emergency Employment															
Number of workers provided with emergency employment assistance	255	128	-	-	-	-	-	-	-	255	128	-	-	-	-
TUPAD-Regular	-	-													
TUPAD SPF	255	128								255	128				


Coverage of Informal Sector to Group Micro-insurance																
	Number of informal sector workers covered under group micro-insurance	-	-													
Child Labor Prevention and Elimination Program																
	Number of children <u>removed</u> from child labor (through):	-	-	-	-	-	-	-	-	-	-	-	-	-	-	-
	Livelihood assistance to parents/guardians of child laborers	-	-													
	Sagip Batang Manggagawa	-	-													
	Rescue operations conducted	-	-													
	Number of children <u>prevented</u> from engaging in child labor through livelihood assistance to parents/guardians of children-at-risk of becoming child laborers	-	-													
Family Welfare Program (FWP)																
	Number of LLCS assessed establishments without FWP, provided assistance in setting up FWC	-	NA	NA	NA	NA	NA	NA	NA	NA	NA	NA	NA	NA	NA	NA
	number of workers covered under establishments without FWPs provided assistance in setting up FWP.	-	-													
Social Amelioration Program in the Sugar Industry (SAP)																
Maternity Benefit Program																
	number of beneficiaries	-	-													
	amount paid	-	NA	NA	NA	NA	NA	NA	NA	NA	NA	NA	NA	NA	NA	NA
Death Benefit Program																
	number of beneficiaries	-	-													
	amount paid	-	NA	NA	NA	NA	NA	NA	NA	NA	NA	NA	NA	NA	NA	NA
Working Child Permit (WCP)																
	number of children issued with WCPs	-	-	-	-	-	-	-	-	-	-	-	-	-	-	-
	Public entertainment/information	-	-													
	Family undertaking	-	-													
	number of work permits issued	25	16	-	-	-	-	25	16	-	-	-	-	-	-	-

	Public entertainment/information	25	16					25	16						
	Family undertaking	-	-												


For ROs' use

Prepared by: 
MYRENE A. BOSLENG
 Planning Officer/Technical Staff

Date: _____

Reviewed by: 
GEORGE G. LUBIN, JR.
 Division Chief

Date: _____

Approved by: 
EXEQUIEL RONIE A. GUZMAN
 Regional Director

Date: _____

For Bureaus' use

Validated by: _____
 Planning Officer

Date: _____

Reviewed by: _____
 Division Chief

Date: _____

Approved by: _____
 Bureau Director

Date: _____