

**STATISTICAL PERFORMANCE REPORTING SYSTEM
CORE INDICATORS
Period covered: 16 September 2019**




Regional Office: **CORDILLERA ADMINISTRATIVE REGION**

Program/Indicators	Total RO		Accomplishments by Provincial / Field Office												Remarks (for Bureaus/Program Managers use)
			Abra		Apayao		Benguet		Ifugao		Kalinga		Mt. Province		
	Actual	Female	Actual	Female	Actual	Female	Actual	Female	Actual	Female	Actual	Female	Actual	Female	
DOLE Integrated Livelihood and Emergency Employment Program (DILEEP): DOLE Integrated Livelihood Program															
I. INDIVIDUAL PROJECT	-	NA	-	NA	-	NA	-	NA	-	NA	-	NA	-	NA	
number of workers assisted	23	14	-	-	4	3	-	-	-	-	-	-	-	19	11
Formation Project	-	NA		NA		NA		NA		NA		NA		NA	
number of workers provided with livelihood formation assistance	10	2												10	2
Enhancement Project	-	NA		NA		NA		NA		NA		NA		NA	
number of workers provided with livelihood enhancement assistance	13	12			4	3								9	9
Restoration Project	-	NA		NA		NA		NA		NA		NA		NA	
number of workers provided with livelihood restoration assistance	-	-													
II. GROUP PROJECT	5	NA	-	NA	1	NA	2	NA	-	NA	-	NA	2	NA	
number of workers assisted	42	21	-	-	7	-	-	-	-	-	-	-	-	35	21
Formation Project	4	NA		NA	1	NA	2	NA		NA		NA	1	NA	
number of workers provided with livelihood formation assistance	22	5			7									15	5
Enhancement Project	1	NA		NA		NA		NA		NA		NA	1	NA	
number of workers provided with livelihood enhancement assistance	20	16												20	16
Restoration Project	-	NA		NA		NA		NA		NA		NA		NA	
number of workers provided with livelihood restoration assistance	-	-													
DOLE Integrated Livelihood and Emergency Employment Program (DILEEP): Emergency Employment															
Number of workers provided with emergency employment assistance	1,661	883	305	125	756	334	150	122	-	-	-	-	450	302	
TUPAD-Regular	1,661	883	305	125	756	334	150	122					450	302	
TUPAD SPF	-	-													

Coverage of Informal Sector to Group Micro-insurance																
	Number of informal sector workers covered under group micro-insurance	-	-													
Child Labor Prevention and Elimination Program																
	Number of children <u>removed</u> from child labor (through):	-	-	-	-	-	-	-	-	-	-	-	-	-	-	-
	Livelihood assistance to parents/guardians of child laborers	-	-													
	Sagip Batang Manggagawa	-	-													
	Rescue operations conducted	-	-													
	Number of children <u>prevented</u> from engaging in child labor through livelihood assistance to parents/guardians of children-at-risk of becoming child laborers	-	-													
Family Welfare Program (FWP)																
	Number of LLCS assessed establishments without FWP, provided assistance in setting up FWC	-	NA	NA	NA	NA	NA	NA	NA	NA	NA	NA	NA	NA	NA	NA
	number of workers covered under establishments without FWPs provided assistance in setting up FWP.	-	-													
Social Amelioration Program in the Sugar Industry (SAP)																
Maternity Benefit Program																
	number of beneficiaries	-	-													
	amount paid	-	NA	NA	NA	NA	NA	NA	NA	NA	NA	NA	NA	NA	NA	NA
Death Benefit Program																
	number of beneficiaries	-	-													
	amount paid	-	NA	NA	NA	NA	NA	NA	NA	NA	NA	NA	NA	NA	NA	NA
Working Child Permit (WCP)																
	number of children issued with WCPs	-	-	-	-	-	-	-	-	-	-	-	-	-	-	-
	Public entertainment/information	-	-													
	Family undertaking	-	-													
	number of work permits issued	-	-	-	-	-	-	-	-	-	-	-	-	-	-	-

	Public entertainment/information	-	-													
	Family undertaking	-	-													

For ROs' use

Prepared by:	Reviewed by:	Approved by:
		
<u>JULIENNE L. FORTUNATO</u>	<u>GEORGE JR. G. LUBIN</u>	<u>EXEQUIEL RONIE A. GUZMAN</u>
Planning Officer/Technical Staff	Division Chief	Regional Director
Date: 16-Sep-19	Date: SEPT 16, 2019	Date: SEPT. 16, 2019

For Bureaus' use

Validated by:	Reviewed by:	Approved by:
_____	_____	_____
Planning Officer	Division Chief	Bureau Director
Date:	Date:	Date: