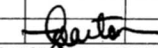




PARTICULARS	TOTAL PROGRAM	TAX REM. ADVISE (TRA)	PROGRAM, NET OF TRA	QUARTER 1				QUARTER 2				QUARTER 3				QUARTER 4						
				JAN	FEB	MAR	TOTAL	APR	MAY	JUNE	TOTAL	JULY	AUG	SEPT	TOTAL	OCT	NOV	DEC	TOTAL			
(1)	(2)	(3)	(4)	(5)																		
II. CASH DISBURSEMENT CEILING																						
III. NON-CASH AVAILMENT AUTHORITY																						
IV. TOTAL CASH PROGRAM				83,334	1,752	81,582	4,812	7,306	6,238	18,356	7,425	7,139	7,548	22,112	8,444	8,949	8,295	25,688	6,799	4,638	3,989	15,426
	PS			27,493		27,493	2,088	2,088	2,203	6,379	2,373	3,103	2,089	7,565	2,088	2,090	6,266	2,089	3,105	2,089	7,283	
	MOOE			51,889		51,889	2,724	4,035	4,035	10,794	4,035	4,036	5,459	13,530	6,356	6,861	6,205	19,422	4,710	1,533	1,900	8,143
	CO			2,200		2,200	-	1,183	-	1,183	1,017	-	-	1,017	-	-	-	-	-	-	-	-
	Tax Remittance Advice (TRA)																					
	PS			1,047	1,047		87	87	87	261	87	87	87	261	87	87	87	261	88	88	88	264
	MOOE*			590	590		46	46	46	138	46	46	46	138	47	47	47	141	47	59	67	173
	CO			115	115			62		62	53			53				-				-
*No tax was estimated for Subsidies under MOOE since these are assistance given in full to student-beneficiaries of SPES and livelihood beneficiaries through Accredited Co-Partners (ACPs) for the implementation of DOLE Integrated Livelihood program.																						
Prepared by:				Recommending Approval:								Approved by:										
																						
GRACELYN W. BARTON AO V				VIRGINIA S. CACANINDIN IMSD Chief								HENRY JOHN S. JALBUENA Regional Director										