

**PROGRAM OF MONTHLY INCOME**

**CY 2013**

**(In Thousand Pesos)**

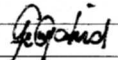
**BED No. 4**


**Department of Labor and Employment**

**REGIONAL OFFICE : CORDILLERA ADMINISTRATIVE REGION**


Classification/ Source of Income (1)	Legal Basis (2)	CY 2012 INCOME (3)		CY 2013 PROGRAM (4)												Total (5)	
		Actual (Jan 1-Oct 31)	Estimate (Nov 1-Dec 31)	Jan	Feb	Mar	Apr	May	June	July	Aug	Sept	Oct	Nov	Dec		
1. General Fund																	
A. Free Portion																	
- Tax Revenues																	
- Non-Tax Revenues																	
Alien Employment Permit	DO 97-09	1,199	20	100	80	100	100	120	100	95	105	60	130	110	90	1,190	
Contractors' fee	DO 18	200	-					1						1		2	
RWA's fee	DO 18-02	40	5	1	3	4	2	3	1	1	1	3	1	2	1	23	
Interest Income			35			18			19			19				19	
B. Earmark Portion																	
- Tax Revenues																	
- Non-Tax Revenues																	
<b>TOTAL</b>				<b>101</b>	<b>83</b>	<b>122</b>	<b>102</b>	<b>124</b>	<b>120</b>	<b>96</b>	<b>106</b>	<b>82</b>	<b>131</b>	<b>113</b>	<b>110</b>	<b>1,290</b>	

Prepared by:

  
**GENELYN G. CAHID**  
 Accountant III

  
**GRACELYN W. BARTON**  
 AO V

Approved by:

  
**HENRY JOHN S. JALBUENA**  
 Regional Director