




a. certification election, and		90%	90%	90%	90%	90%								
b. labor standards cases(writs of execution issued and served)		50%	50%	50%	50%	50%								
Output Indicators														
1. Number of establishments assessed (LLCS)		475	475	475		54,530		406						
2. Number of beneficiaries/workers served		1358	1433	1361		428,297								
3. Disposition rate of cases handled, including requests for assistance						100%		100%						
OO : Social protection for vulnerable workers strengthened														
WORKERS PROTECTION AND WELFARE PROGRAM	3.301E+14													
Outcome Indicators														
1. Percentage of livelihood projects still operational after two (2) years of grant								10%						
2. Percentage of OFW labor cases resolved								88%						
Output Indicators														
1. Number of beneficiaries provided with livelihood assistance		312	312	312		49,887		199						
2. Number of beneficiaries served		2029	2029	2029		1,013,944		199						
3. Percentage of individuals provided services within the prescribed process cycle time (PCT)								100%		100%				

Prepared By:  MYRENE A. BOSLENG

In coordination with:  GRACELYN W. BARTON

Approved By:  EXEQUIEL RONIE A. GUZMAN
Agency Head/Department Secretary

Planning Services Head/Planning Officer
Date: 15/April/2019

Financial Services Head/Budget Officer
Date: