
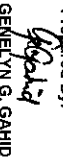




| PARTICULARS | UACS CODE | TOTAL PROGRAM | TAX REM. ADVICE (TRA) | NET PROGR M | FULL YEAR REQUIREMENT | | | | | | | | | | | | FULL YEAR TOTAL | | | | | |
|--|-----------|---------------|-----------------------|-------------|-----------------------|-------|-------|---------|-----------|-------|-------|-------------|-----------|--------|--------|-------------|-----------------|-----------|-------|-------------|---------|--|
| | | | | | QUARTER 1 | | | | QUARTER 2 | | | | QUARTER 3 | | | | | QUARTER 4 | | | | |
| | | | | | JAN | FEB | MAR | TOTAL | APR | MAY | JUN | TOTAL | JUL | AUG | SEPT | TOTAL | | OCT | NOV | DEC | TOTAL | |
| 1 | 2 | 3 | 4 | 5 | 6 | 7 | 8 | 9=6+7+8 | 10 | 11 | 12 | 13=10+11+12 | 14 | 15 | 16 | 17=14+15+16 | 18 | 19 | 20 | 21=18+19+20 | 22 | |
| Specific Budget of National Govt. Agencies (Programs and Locally Funded Projects) | | | | | | | | | | | | | | | | | | | | | | |
| PS | | | | | | | | | | | | | | | | | | | | | | |
| MOOE | | | | | | | | | | | | | | | | | | | | | | |
| Fin Exp (if applicable) | | | | | | | | | | | | | | | | | | | | | | |
| CO | | | | | | | | | | | | | | | | | | | | | | |
| GOP Counterpart | | | | | | | | | | | | | | | | | | | | | | |
| PS | | | | | | | | | | | | | | | | | | | | | | |
| MOOE | | | | | | | | | | | | | | | | | | | | | | |
| Fin Exp (if applicable) | | | | | | | | | | | | | | | | | | | | | | |
| CO | | | | | | | | | | | | | | | | | | | | | | |
| Loan Proceeds | | | | | | | | | | | | | | | | | | | | | | |
| PS | | | | | | | | | | | | | | | | | | | | | | |
| MOOE | | | | | | | | | | | | | | | | | | | | | | |
| Fin Exp (if applicable) | | | | | | | | | | | | | | | | | | | | | | |
| Automatic Appropriation | | | | | | | | | | | | | | | | | | | | | | |
| CO | | | | | | | | | | | | | | | | | | | | | | |
| 2,829 | | 2,829 | | 2,829 | 235 | 235 | 235 | 705 | 236 | 236 | 236 | 708 | 236 | 236 | 236 | 708 | 236 | 236 | 236 | 708 | 2,829 | |
| Special Account in the General Fund (please specify) | | | | | | | | | | | | | | | | | | | | | | |
| PS | | | | | | | | | | | | | | | | | | | | | | |
| MOOE | | | | | | | | | | | | | | | | | | | | | | |
| Fin Exp (if applicable) | | | | | | | | | | | | | | | | | | | | | | |
| CO | | | | | | | | | | | | | | | | | | | | | | |
| Special Purpose Fund (Agency specific only) | | | | | | | | | | | | | | | | | | | | | | |
| PS | | | | | | | | | | | | | | | | | | | | | | |
| MOOE | | | | | | | | | | | | | | | | | | | | | | |
| Fin Exp (if applicable) | | | | | | | | | | | | | | | | | | | | | | |
| CO | | | | | | | | | | | | | | | | | | | | | | |
| TOTAL PROGRAM, FY BUDGET | | 112,263 | 2,984 | 109,279 | 5,849 | 5,892 | 5,857 | 17,598 | 7,479 | 9,184 | 7,224 | 23,887 | 11,540 | 11,540 | 11,584 | 34,664 | 11,311 | 11,884 | 9,935 | 33,130 | 109,279 | |
| PS | | 33,912 | 1,886 | 32,026 | 2,272 | 2,274 | 2,279 | 6,825 | 2,538 | 4,241 | 2,279 | 9,568 | 2,273 | 2,276 | 2,280 | 6,829 | 2,275 | 4,494 | 2,545 | 9,314 | 32,026 | |
| MOOE | | 68,351 | 598 | 67,753 | 3,577 | 3,618 | 3,578 | 10,773 | 3,675 | 3,676 | 3,678 | 11,029 | 8,317 | 8,314 | 8,354 | 24,985 | 8,086 | 6,440 | 6,440 | 20,966 | 67,753 | |
| Fin Exp (if applicable) | | 10,000 | 500 | 9,500 | - | - | - | - | 1,266 | 1,267 | 1,267 | 3,800 | 950 | 950 | 950 | 2,850 | 950 | 950 | 950 | 2,850 | 9,500 | |
| B. Prior Year (PY) Obligation * | | | | | | | | | | | | | | | | | | | | | | |
| Prior Year Accounts Payable | | | | | | | | | | | | | | | | | | | | | | |
| PS | | | | | | | | | | | | | | | | | | | | | | |
| MOOE | | | | | | | | | | | | | | | | | | | | | | |
| Fin Exp (if applicable) | | | | | | | | | | | | | | | | | | | | | | |
| CO | | | | | | | | | | | | | | | | | | | | | | |
| Not yet Due and Demandable Obligations | | | | | | | | | | | | | | | | | | | | | | |
| PS | | | | | | | | | | | | | | | | | | | | | | |
| MOOE | | | | | | | | | | | | | | | | | | | | | | |
| Fin Exp (if applicable) | | | | | | | | | | | | | | | | | | | | | | |
| CO | | | | | | | | | | | | | | | | | | | | | | |
| TOTAL PROGRAM, PY OBLIGATION | | | | | | | | | | | | | | | | | | | | | | |
| PS | | | | | | | | | | | | | | | | | | | | | | |
| MOOE | | | | | | | | | | | | | | | | | | | | | | |
| Fin Exp (if applicable) | | | | | | | | | | | | | | | | | | | | | | |
| CO | | | | | | | | | | | | | | | | | | | | | | |
| Fin Exp (if applicable) | | | | | | | | | | | | | | | | | | | | | | |
| TOTAL NCA PROGRAM | | 112,263 | 2,984 | 109,279 | 5,849 | 5,892 | 5,857 | 17,598 | 7,479 | 9,184 | 7,224 | 23,887 | 11,540 | 11,540 | 11,584 | 34,664 | 11,311 | 11,884 | 9,935 | 33,130 | 109,279 | |
| PS | | 33,912 | 1,886 | 32,026 | 2,272 | 2,274 | 2,279 | 6,825 | 2,538 | 4,241 | 2,279 | 9,568 | 2,273 | 2,276 | 2,280 | 6,829 | 2,275 | 4,494 | 2,545 | 9,314 | 32,026 | |
| MOOE | | 68,351 | 598 | 67,753 | 3,577 | 3,618 | 3,578 | 10,773 | 3,675 | 3,676 | 3,678 | 11,029 | 8,317 | 8,314 | 8,354 | 24,985 | 8,086 | 6,440 | 6,440 | 20,966 | 67,753 | |
| Fin Exp (if applicable) | | 10,000 | 500 | 9,500 | - | - | - | - | 1,266 | 1,267 | 1,267 | 3,800 | 950 | 950 | 950 | 2,850 | 950 | 950 | 950 | 2,850 | 9,500 | |

| PARTICULARS | UACS CODE | TOTAL PROGRAM | TAX REM. ADVISE (TRA) | NET PROGRA M | FULL YEAR REQUIREMENT | | | | | | | | | | | | FULL YEAR TOTAL | | | | | | |
|--|-----------|---------------|-----------------------|--------------|-----------------------|-------|-------|-----------|---------|-------|-----------|-------|-------------|-----------|--------|--------|-----------------|--------|--------|--------|-------------|---------|--|
| | | | | | QUARTER 1 | | | QUARTER 2 | | | QUARTER 3 | | | QUARTER 4 | | | | | | | | | |
| | | | | | JAN | FEB | MAR | APR | MAY | JUN | JUL | AUG | SEPT | OCT | NOV | DEC | | | | | | | |
| III. CASH DISBURSEMENT CEILING (For DFA and DOLE only) | 1 | 2 | 3 | 4 | 5 | 6 | 7 | 8 | 9=6+7+8 | 10 | 11 | 12 | 13=10+11+12 | 14 | 15 | 16 | 17=14+15+16 | 18 | 19 | 20 | 21=18+19+20 | 22 | |
| PS MODE Fin Exp. (if applicable) CU | | | | | | | | | | | | | | | | | | | | | | | |
| III. NON-CASH AVAILMENT AUTHORITY | | | | | | | | | | | | | | | | | | | | | | | |
| PS MODE Fin Exp. (if applicable) CO | | | | | | | | | | | | | | | | | | | | | | | |
| IV. TAX REMITTANCE ADVISE | | | | | | | | | | | | | | | | | | | | | | | |
| PS MODE Fin Exp. (if applicable) CO | | | | | | | | | | | | | | | | | | | | | | | |
| V. OTHERS | | | | | | | | | | | | | | | | | | | | | | | |
| PS MODE Fin Exp. (if applicable) CO | | | | | | | | | | | | | | | | | | | | | | | |
| VI. TOTAL DISBURSEMENT PROGRAM | | | | | | | | | | | | | | | | | | | | | | | |
| PS MODE Fin Exp. (if applicable) CO | | | | | | | | | | | | | | | | | | | | | | | |
| | | | 112,263 | 2,984 | 109,279 | 6,054 | 6,099 | 6,065 | 18,218 | 7,754 | 9,480 | 7,501 | 24,715 | 11,797 | 11,799 | 11,842 | 35,438 | 11,559 | 12,148 | 10,185 | 33,892 | 112,263 | |
| | | | 33,912 | 1,886 | 32,026 | 2,428 | 2,430 | 2,435 | 7,293 | 2,694 | 4,397 | 2,435 | 9,526 | 2,432 | 2,432 | 2,435 | 7,297 | 2,431 | 2,454 | 2,701 | 9,756 | 33,912 | |
| | | | 68,351 | 598 | 67,753 | 3,626 | 3,669 | 3,630 | 10,925 | 3,728 | 3,729 | 3,732 | 11,189 | 8,368 | 8,367 | 8,406 | 25,141 | 8,128 | 6,484 | 6,484 | 21,056 | 68,351 | |
| | | | 10,000 | 500 | 9,500 | - | - | - | - | 1,332 | 1,334 | 1,334 | 4,000 | 1,000 | 1,000 | 1,000 | 3,000 | 1,000 | 1,000 | 1,000 | 3,000 | 10,000 | |

Prepared By: 
 GRACELYN W. BARTON
 Budget Officer
 Date: November 11, 2016

Prepared By: 
 GENEALYN G. CAHID
 Accountant
 Date: November 11, 2016

Recommending Approval: 
 VENUS L. GUINIPONA
 OIC/MSD
 Date: November 11, 2016

Approved By: 
 EZEQUIEL ROMULO A. SUZMAN
 OIC/Regional Director
 Date: November 11, 2016