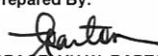





PARTICULARS	UACS CODE	TOTAL PROGRAM	TAX REM. ADVICE (TRA)	NET PROGRAM	FULL YEAR REQUIREMENT																	
					QUARTER 1				QUARTER 2				QUARTER 3				QUARTER 4				FULL YEAR	
					JAN	FEB	MAR	TOTAL	APR	MAY	JUN	TOTAL	JUL	AUG	SEPT	TOTAL	OCT	NOV	DEC	TOTAL	TOTAL	
1	2	3	4	5	6	7	8	9=6+7+8	10	11	12	13=10+11+12	14	15	16	17=14+15+16	18	19	20	21=18+19+20	22	
Specific Budget of National Govt. Agencies (Programs and Locally Funded Projects)		-	-	-	-	-	-	-	-	-	-	-	-	-	-	-	-	-	-	-	-	-
PS																						
MOOE																						
Fin Exp.(if applicable)																						
CO																						
GOP Counterpart		-	-	-	-	-	-	-	-	-	-	-	-	-	-	-	-	-	-	-	-	-
PS																						
MOOE																						
Fin Exp.(if applicable)																						
CO																						
Loan Proceeds		-	-	-	-	-	-	-	-	-	-	-	-	-	-	-	-	-	-	-	-	-
PS																						
MOOE																						
Fin Exp.(if applicable)																						
CO																						
Automatic Appropriation		3,099		3,099	258	258	258	774	258	258	259	775	258	258	259	775	258	258	259	775	258	3,099
RLIP (PS)		3,099		3,099	258	258	258	774	258	258	259	775	258	258	259	775	258	258	259	775	258	3,099
Special Account in the General Fund (please specify)																						
PS																						
MOOE																						
Fin Exp.(if applicable)																						
CO																						
Special Purpose Fund (Agency specific only)		-	-	-	-	-	-	-	-	-	-	-	-	-	-	-	-	-	-	-	-	-
PS																						
MOOE																						
CO																						
TOTAL PROGRAM, FY BUDGET		96,279	2,689	93,590	5,152	5,204	5,157	15,513	5,468	7,360	5,211	18,039	10,178	10,179	10,230	30,587	10,140	10,729	8,582	29,451	93,590	
PS		36,842	2,066	34,776	2,470	2,470	2,470	7,410	2,735	4,625	2,474	9,834	2,473	2,473	2,475	7,421	2,474	4,893	2,744	10,111	34,776	
MOOE		57,832	543	57,289	2,682	2,734	2,687	8,103	2,733	2,735	2,737	8,205	7,451	7,452	7,501	22,404	7,412	5,582	5,583	18,577	57,289	
Fin Exp.(if applicable)																						
CO		1,605	80	1,525	-	-	-	-	-	-	-	-	254	254	254	762	254	254	255	763	1,525	
B. Prior Year (PY) Obligation *																						
Prior Year Accounts Payable		-	-	-	-	-	-	-	-	-	-	-	-	-	-	-	-	-	-	-	-	-
PS																						0
MOOE																						0
Fin Exp.(if applicable)																						
CO																						
Not yet Due and Demandable Obligations		-	-	-	-	-	-	-	-	-	-	-	-	-	-	-	-	-	-	-	-	-
PS																						
MOOE																						
Fin Exp.(if applicable)																						
CO																						
TOTAL PROGRAM, PY OBLIGATION		-	-	-	-	-	-	-	-	-	-	-	-	-	-	-	-	-	-	-	-	-
PS																						
MOOE																						
Fin Exp.(if applicable)																						
CO																						
TOTAL NCA PROGRAM		96,279	2,689	93,590	5,152	5,204	5,157	15,513	5,468	7,360	5,211	18,039	10,178	10,179	10,230	30,587	10,140	10,729	8,582	29,451	93,590	
PS		36,842	2,066	34,776	2,470	2,470	2,470	7,410	2,735	4,625	2,474	9,834	2,473	2,473	2,475	7,421	2,474	4,893	2,744	10,111	34,776	
MOOE		57,832	543	57,289	2,682	2,734	2,687	8,103	2,733	2,735	2,737	8,205	7,451	7,452	7,501	22,404	7,412	5,582	5,583	18,577	57,289	
Fin Exp.(if applicable)																						
CO		1,605	80	1,525	-	-	-	-	-	-	-	-	254	254	254	762	254	254	255	763	1,525	

PARTICULARS	UACS CODE	TOTAL PROGRAM	TAX REM. ADVICE (TRA)	NET PROGRAM	FULL YEAR REQUIREMENT																	
					QUARTER 1				QUARTER 2				QUARTER 3				QUARTER 4				FULL YEAR	
					JAN	FEB	MAR	TOTAL	APR	MAY	JUN	TOTAL	JUL	AUG	SEPT	TOTAL	OCT	NOV	DEC	TOTAL	TOTAL	
1	2	3	4	5	6	7	8	9=6+7+8	10	11	12	13=10+11+12	14	15	16	17=14+15+16	18	19	20	21=18+19+20	22	
II. CASH DISBURSEMENT CEILING (For DFA and DOLE only)																						
PS																						
MOOE																						
Fin Exp.(if applicable)																						
CO																						
III. NON-CASH AVAILMENT AUTHORITY																						
PS																						
MOOE																						
Fin Exp.(if applicable)																						
CO																						
IV. TAX REMITTANCE ADVICE			2,689		215	215	214	644	218	217	217	652	233	233	234	700	231	231	231	693	2,689	
PS			2,066		171	171	171	513	172	172	172	516	172	173	173	518	173	173	173	519	2,066	
MOOE			543		44	44	43	131	46	45	45	136	47	47	48	142	44	45	45	134	543	
Fin Exp.(if applicable)																						
CO			80					-				-	14	13	13	40	14	13	13	40	80	
V. OTHERS																						
PS																						
MOOE																						
Fin Exp.(if applicable)																						
CO																						
VI. TOTAL DISBURSEMENT PROGRAM		96,279	2,689	93,590	5,367	5,419	5,371	16,157	5,686	7,577	5,428	18,691	10,411	10,412	10,464	31,287	10,371	10,960	8,813	30,144	96,279	
PS		36,842	2,066	34,776	2,641	2,641	2,641	7,923	2,907	4,797	2,646	10,350	2,645	2,646	2,648	7,939	2,647	5,066	2,917	10,630	36,842	
MOOE		57,832	543	57,289	2,726	2,778	2,730	8,234	2,779	2,780	2,782	8,341	7,498	7,499	7,549	22,546	7,456	5,627	5,628	18,711	57,832	
Fin Exp.(if applicable)																						
CO		1,605	80	1,525	-	-	-	-	-	-	-	-	268	267	267	802	268	267	268	803	1,605	

Prepared By:

 GRACELYN W. BARTON
 Budget Officer
 Date: November 6, 2017

Prepared By:

 GENELYN G. CAHID
 Accountant
 Date: November 6, 2017

Recommending Approval:

 VENUS L. GUNJICNA
 Chief Administrative Officer
 Date: November 6, 2017

Approved By:

 EXEQUIEL RONIE A. GUZMAN
 OIC-Regional Director
 Date: November 6, 2017